


**DUPLIN COUNTY
BUDGET
2014-2015**



COUNTY OF DUPLIN

P.O. BOX 910 • 224 SEMINARY STREET
KENANSVILLE, NC 28349-0910 • TEL. 910-296-2100 • FAX 910-296-2107

MEMO

To: The Duplin County Board of Commissioners
From: Mike Aldridge *Mike Aldridge*
Date: June 2, 2014
Re: Budget Message FY 2014-15

On behalf of the Budget Committee, this Budget Message accompanies the FY 2014-15 Budget and is hereby submitted for the board's consideration and adoption. As required by NCGS 159-12, notice was given and the required public hearing was held on June 2, 2013 at 6:30 pm in the Ed Emory Auditorium of the Lois G. Britt Agricultural Center.

The major provisions of the budget are summarized below:

Revenues

In order to meet the County's current needs and to address the declining fund balance, the budget is balanced with a tax increase of 0.01 cent bringing the tax rate to \$0.73. The revenue generated by one penny of the tax rate is approximately \$384,000.

The total value of Real Property, Personal Property and Public Service increased from \$3,560,174,923 for FY 13-14 to \$3,617,757,739 for FY 14-15; an increase of \$57,582,816 or approximately 1.6%. The growth in Real Property, Personal Property and Public Service values accounts for approximately \$405,000 in revenue at the current collection rate of 96.5%.

Ad Valorem Tax is budgeted at \$25,867,394 which is an increase of \$749,239 compared to FY 13-14. Revenues of \$2,404,214 are budgeted from fund balance, which is approximately \$434,000 greater than FY 13-14.

Due to unexpected consequences of the state's implementation of the tax and tag system, the value of Motor Vehicles decreased \$46 million. The net was an \$11.5 million reduction in total valuation. Based on data since September 2013, approximately 15% fewer vehicle tags are being renewed each month. Revenue from Motor Vehicles is budgeted at \$2,899,720 which is a decrease of \$415,538 as compared to FY 13-14.

Sales tax revenues are projected at \$5,918,765 which is an increase of \$365,450 over FY 13-14.

State Revenues increased to \$9,653,080 which is an increase of \$130,797 compared to FY 13-14.

EMS call fees are budgeted at \$2,218,216, which is virtually the same as FY 13-14.

Expenses

Our single largest expense is salaries and fringe benefits. The total payroll and fringe benefits for the General Fund and Enterprise Funds is approximately \$28.2 million for FY 14-15.

The budget includes a 2% (1/2 step) salary increase for employees.

The budget includes the reclassification of 4 Social Worker positions for them to perform their job functions as required by the state and the reclassification of 24 Social Workers to address high turnover; 12 Sheriff Detective positions; and 16 other positions were reclassified all reviewed by Human Resources and are based on review of comparative job markets. The budget also includes educational pay increases for several employees that received advanced degrees this year.

Two new positions are included in Information Technology. One Software Administrator and a Systems Administrator position to be shared jointly by Health and IT. The cost of this position is partially offset by the elimination of a clerical position in the Health Department.

One new Telecommunicator I position is included in the budget. This expense is justified based on the amount of overtime already being paid. The expense will be paid from overtime funds already included in the Communications Department budget.

Contract Staff expense of \$79,300 is included in DSS for temporary workers needed to implement NC Fast. \$50,000 is also included in DSS for staff overtime anticipated due to implementing NC Fast.

Health insurance premiums for individual employee coverage increased from \$600 to \$660. The total cost for providing employee health insurance is approximately \$4 million.

The County's Workers Compensation increases by \$101,000 despite our experience mod decreasing from 0.90 to 0.82. That increase is included in the budget while we continue to pursue other options to reduce the premium.

Contributions from the General Fund to the Board of Education is based on a new and yet to be approved funding formula of \$960 per student, resulting in a 5.4% increase in Current Expense funding as compared to FY 13-14.

Current Expense \$9,485,760

Capital Recreation \$ 250,000

In addition, the Board of Education receives the following allocations from the Capital Reserve School Fund. These revenues come from sales taxes and county general fund contributions.

Debt Service Transfer \$1,227,821

Improvements to Sites \$ 262,000

Equipment & Furniture \$ 537,000

Vehicles \$ 174,000

Total 11,936,581 (\$482,381 increase over FY 13-14)

Contributions to James Sprunt Community College increased as well. Contribution for Current Expense is \$1,621,168, an increase of \$77,198 above FY 13-14. The contribution for Capital Outlay increased to \$267,907, an increase of \$12,757 above FY 13-14. Other county contributions to JSCC that are not reflected in these figures include the use of the Business Tech Center, and the expense of utilities,

maintenance and insurance for the building which amounts to \$29,699. JSCC has again for next year agreed to assume costs for utilities that exceed budgeted county funding.

Contributions to Eastpointe Mental Health remain at \$224,474, the same as FY 13-14. The contribution to the Forestry Service decreased \$5,666 to \$123,958.

The Jail budget includes \$150,000 for housing inmates out of county. This will not be sufficient if the current inmate population trend continues.

The number of Emergency Medical Service stations and the shift structure is unchanged for FY 14-15.

Contributions to Volunteer Fire Departments remain the same at \$26,054 per in-county departments. Revenues from the ¼ cent sales tax remain distributed equally to all in-county fire departments and prorated to out-of- county departments.

Capital Items

The budget includes 4 cars & equipment for the Sheriff's Department.

Staffing

The General Fund Budget contains 472 full time and 38 part time positions. That compares to 469 full time and 36 part time positions for FY 13-14.

Enterprise Funds

All enterprise funds are balanced. No fee changes are recommended or included in the budget. Since refinancing the water debt last year the county has the ability to consolidate into one fund, the budgeting and reporting for the water districts. This accounting simplification will be implemented with the FY 14-15 budget if not before.

Acknowledgements

The contributions of Finance Officer, Teresa Lanier, the Finance Staff and department heads are gratefully acknowledged. The collaborative participation of the County Commissioners in developing and refining the budget is also gratefully acknowledged.

**2014-2015 BUDGET
WITHOUT SALARIES
INDEX**

Ad Valorem Tax Estimate Calculation	25
Addressing – 911 – 10-4309	70
Adoption Assistance Fund – 10-5470	146
Adult Probation Intensive – 10-4163	60
Aging – County – 10-5600	152-153
Aging-In Home Aide Services – 10-5605	154
Aid to Blind Program – 10-5460	145
Airport Commission Fund 65-7510	208-210
Airport Hangars Lease/Purchase – 30-7510	190
Albertson Fire District – 28-4390	182
Animal Control – 10-4380	93-94
Attorney – 10-4120	55
Automation Enhancement/Preserve – 24-4180	173
Bioterrorism – 10-5123	115
Board of Education – 10-5900	161
Budget Summary	10-11
Building Inspections – 10-4350	87-88
Building Maintenance – 10-4260	68
Cabin Lake 10-6121	155-156
Capital Reserve School Fund – 22-5912	172
CC4C – 10-5173	138-139
CDC-Tuberculosis – 10-5125	108
Central Plant-Duplin Commons – 10-4949	99
Child Health – 10-5167	136-137
Communicable Disease – 10-5113	108-109
Communications – 10-4314	75-76
Community Health/Health Promotion – 10-5154	123
Contributions/Transfers – 10-9800	170
Cooperative Extension Services – 10-4950	100
County Water – 61-7130	195-196
County Wellness Program – 10-5129	118-119
Court Facilities Fee – 10-4160	59
Crisis Intervention Program – 10-5480	146
Day Care Social Service – 10-5582	151
Debt Service – 30-3831	186
Dental Program – 10-5119	113-114
Duplin Commons – 10-5702	159
Duplin Commons – Debt Service – 30-5701	188

East Duplin Fire District – 28-4370	181
Economic Development – 10-4920	96-97
Elections – 10-4170	61
Emergency Management – 10-4330	82-83
Emergency Medical Service – 10-4370	90-92
Emergency Telephone Fund – 19-4324	171
Environmental Health – 10-5111	106-107
Events Center - 10-5701	156-158
Expenditure Detail	13-15
Faison Substation – 10-4316	78
Family Caregiver – 10-5618	155
Family Planning – 10-5164	131-132
Farm Services Agency – 10-4958	101
Finance – 10-4130	56
Fire Department Annual Contribution	86
Fire Districts (Summary by District)	26-34
Fire Marshal – 10-4340	84-85
Fire Tax Fund – 28-3100	177
Foster Children – 10-5440	144
Franklin Fire District – 28-4401	184
Garage – 10-4250	67
General Assistance – 10-5581	150
General Fund	12-19
General Fund Budget Revenues	20; 41-52
General Fund Budget Expenses	21
General Fund Departmental Expense	22-23
GIS – 911 – 10-4308	70
Glisson Fire District – 28-4350	179
Governing Board – 10-4110	53
Grant-Duke Energy Low Income – 10-5482	147
Health – 10-5110	104-105
Housekeeping – 10-4270	69
Immunization Action Plan – 10-5114	110-111
Industrial Park – 10-4922	98
Interpreter Grant – 10-5168	127
Information Technology – 10-4230	66
Jail – 10-4320	80-81
Jury Commission – 10-4161	60

Law – Debt Service – 30-4320	187
Library – 10-6110	165-166
Livestock Facility – 10-4948	99
Low Income Energy Assistance – 10-5481	147
Manager – 10-4210	64
Maternal Health – 10-5163	129-130
Medicaid Program – 10-5450	145
Medical Examiner – 10-4360	89
Museum – 10-6140	169
Non-Departmental – 10-4111	54
Non-General Fund Budgets	24
Northeast Fire District – 28-4402	185
Nutrition – 10-5951	163-164
Nutrition-Homebound Meals – 10-5950	162
Oak Wolfe Fire District – 28-4340	178
Budget Ordinance	1-9
Parks & Recreation – 10-6121	167-168
Peer Breastfeeding – 10-5166	135
Personnel – 10-4211	65
Planning – 10-4910	95
Pregnancy Care Management – 10-5139	120
Pregnancy Care Management – 10-5162	128
Primary Care – 10-5151	121-122
Progress Energy Assistance – 10-5490	148
Property Revaluation – 25-3100	175
Property Revaluation – 25-4140	176
Property Revaluation Mapping – 25-4141	255
Register of Deeds – 10-4180	62-63
Revenues – General Fund	37-48
Salary Grades	35-38
Salary Schedule	39-40
Sarecta Fire Response District – 28-4360	180
School Debt Service – 30-5900	189
School Resource Officer – 10-4317	79
Sheriff – 10-4310	71-72
Sheriff – Fingerprinting – 10-4313	74
Sheriff – Mental Health Transports – 10-4312	73
Sheriff Special Response Team – 10-4315	77
Sheriff Special Separation Allowance – 10-4311	63

Social Service – Debt Service – 10-5300	129-130
Social Service Administration – 30-5300	140-141
Social Service Building Expense - 10-5580	149
Soil Conservation – 10-4960	102-103
Solid Waste Collection – 66-4710	212-213
Solid Waste Disposal – 66-4711	214-215
Solid Waste Fund – 66-3275	211
Solid Waste Recycling – 66-4713	217-218
Solid Waste Schedule of Fees	10
Solid Waste Tire Collection – 66-4712	216
Solid Waste White Goods Disposal – 66-4715	219
Special Assistance for Adult – 10-5420	144
Special Separation Allowance – 10-4311	73
Stacy Britt Fire District – 28-4400	183
STD Drugs – 10-5116	112
TANF – 10-5410	143
Tax Administration – 10-4140	57-58
Title – IV D – 10-5373	143
Tourism Development Authority – 29-4921	175-176
Transportation – 64-5601	205-207
Tuberculosis – 10-5124	116-117
Vital Records – 10-5161	127
Veteran’s Service Officer – 10-5820	160
Water Administration - 61-4110	193-194
Water Fund – Albertson – 55-7131	197
Water Fund Dist. B – 56-7132	198
Water Fund Dist. D – 57-7133	199
Water Fund Dist. E – 58-7134	200
Water Fund Dist. F – 59-7135	201
Water Fund Dist. G – 60-7136	202
Water Fund Operations – 61-3130	191-192
Water Debt Service – 2012 LOB – 62-3831	203-204
Westpark Business Technology – 10-4924	92
WIC – Breastfeeding – 10-5156	125
WIC – Client Services – 10-5165	133-134
WIC – General Administration – 10-5157	126
WIC-Nutrition Education – 10-5155	124
Work First/Tanf – 10-5372	142

STATE OF NORTH CAROLINA

COUNTY OF DUPLIN

BE IT ORDAINED by the Board of Commissioners of the County of Duplin, North Carolina:

Section 1. The following amounts are hereby appropriated in the General Fund for the operation of the county government and its activities for the fiscal year beginning July 1, 2014 and ending June 30, 2015, in accordance with the chart of accounts heretofore established for this county:

General Government	\$ 4,636,502
Public Safety	\$ 15,589,164
Environmental Protection	\$ 658,228
Economic & Physical Development	\$ 1,261,543
Human Services	\$ 16,085,321
Education	\$ 12,355,835
Cultural and Recreational	\$ 1,166,318
Non-Departmental	\$ 625,500
Contributions/Transfers	\$ 666,828
Grant	\$ 49,965

Section 2. It is estimated that the following revenues will be available in the General Fund for the fiscal year beginning July 1, 2014 and ending June 30, 2015:

Ad Valorem Property Tax	\$ 25,867,394
Motor Vehicle Tax	\$ 2,899,720
Federal Funds	\$ 76,076
State Funds	\$ 9,653,080
Department Fees	\$ 4,423,680
Department Fees-Restricted	\$ 1,590,370
Sales Tax	\$ 5,918,765
Other Revenues	\$ 211,940
Grant	\$ 49,965
Fund Balance	\$ 2,404,214

Section 3. The following amounts are hereby appropriated in the Emergency Telephone System Fund for the fiscal year beginning July 1, 2014 and ending June 30, 2015 in accordance with the chart of accounts heretofore established for the County:

Emergency Telephone System Fund	\$ 301,657
---------------------------------	------------

Section 4. It is estimated that the following revenues will be available in the Emergency Telephone System Fund for the fiscal year beginning July 1, 2014 and ending June 30, 2015:

Emergency Telephone Fees	\$ 301,657
--------------------------	------------

Section 5. The following amounts are hereby appropriated in the Capital Reserve School Fund for the fiscal year beginning July 1, 2014 and ending June 30, 2015 in accordance with the chart of accounts heretofore established for the County:

Capital Outlay, Improvements to Sites	\$ 262,000
Capital Outlay, Equipment/Furniture	\$ 537,000
Capital Outlay, Vehicles	\$ 174,000
Transfer to Debt Service	\$ 1,227,821

Section 6. It is estimated that the following revenues will be available in the Capital Reserve School Fund for the fiscal year beginning July 1, 2014 and ending June 30, 2015

Sales Taxes	\$ 1,469,821
Transfer from General Fund	\$ 731,000

Section 7. The following amounts are hereby appropriated in the Automation Enhancement/Preservation Fund for the fiscal year beginning July 1, 2014 and ending June 30, 2015 in accordance with the chart of accounts heretofore established for the County:

AE&P Reserve	\$ 19,750
--------------	-----------

Section 8. It is estimated that the following revenues will be available in the Automation Enhancement/Preservation Fund for the fiscal year beginning July 1, 2014 and ending June 30, 2015:

Transfer from General Fund	\$ 19,750
----------------------------	-----------

Section 9. The following amounts are hereby appropriated in the Property Revaluation Fund for the fiscal year beginning July 1, 2014 and ending June 30, 2015 in accordance with the chart of accounts heretofore established for the County:

Property Revaluation	\$ 100,000
Mapping	\$ 17,900

Section 10. It is estimated that the following revenues will be available in the Property Revaluation Fund for the fiscal year beginning July 1, 2014 and ending June 30, 2015:

Ad Valorem Property Tax	\$ 117,900
-------------------------	------------

Section 11. The following amounts are hereby appropriated in the County Fire Districts Fund for the fiscal year beginning July 1, 2014 and ending June 30, 2015 in accordance with the chart of accounts heretofore established for the County:

Oak Wolfe Fire District	\$	50,713
Glisson Fire District	\$	100,271
Sarecta Fire District	\$	88,052
East Duplin Fire District	\$	75,525
Albertson Fire District	\$	68,598
Stacy Britt Fire District	\$	123,126
Franklin Fire District	\$	19,219
NorthEast Fire District	\$	165,940

Section 12. It is estimated that the following revenues will be available in the County Fire Districts Fund for the fiscal year beginning July 1, 2014 and ending June 30, 2015:

Ad Valorem/Motor Vehicle Taxes	\$	691,444
--------------------------------	----	---------

Section 13. The following amounts are hereby appropriated in the Debt Service Fund for fiscal year beginning July 1, 2014 and ending June 30, 2015 in accordance with the chart of accounts heretofore established for the County:

Jail Addition Debt	\$	97,610
Duplin Commons Project	\$	578,271
School Buildings Debt	\$	1,227,821
Airport Hangars	\$	51,601

Section 14. It is estimated that the following revenues will be available in the Debt Service Fund for fiscal year beginning July 1, 2014 and ending June 30, 2015:

Transfer from General Fund	\$	675,881
Transfer from Airport	\$	51,601
Transfer from School Reserve	\$	1,227,821

Section 15. The following amounts are hereby appropriated in the Duplin County Water Fund for fiscal year beginning July 1, 2014 and ending June 30, 2015 in accordance with the chart of accounts heretofore established for the County:

Water Administration	\$ 829,799
County Water	\$ 88,142
Albertson Water	\$ 90,421
District B Water	\$ 245,728
District D Water	\$ 339,284
District E Water	\$ 324,553
District F Water	\$ 459,325
District G Water	\$ 277,585

Section 16. It is estimated that the following revenues will be available in the Duplin County Water Fund for the fiscal year beginning July 1, 2007 and ending June 30, 2008:

Water Usage Charges	\$ 2,465,637
Sales of Inventory	\$ 60,000
Tap Fees	\$ 129,200

Section 17. The following amounts are hereby appropriated in the Water Debt Service Fund for fiscal year beginning July 1, 2014 and ending June 30, 2015 in accordance with the chart of accounts heretofore established for the County:

Water Debt	\$ 1,102,983
------------	--------------

Section 18. It is estimated that the following revenues will be available in the Water Debt Service Fund for the fiscal year beginning July 1, 2014 and ending June 30, 2015:

Transfer from Water Fund	\$ 1,102,983
--------------------------	--------------

Section 19. The following amounts are hereby appropriated in the Transportation Fund for fiscal year beginning July 1, 2014 and ending June 30, 2015 in accordance with the chart of accounts heretofore established for the County:

Operations	\$ 951,637
------------	------------

Section 20. It is estimated that the following revenues will be available in the Transportation Fund for the fiscal year beginning July 1, 2014 and ending June 30, 2015:

State Dept. of Trans.	\$ 353,480
Agency Purchased Services	\$ 473,157
Transfer from General Fund	\$ 125,000

Section 21. The following amounts are hereby appropriated in the Airport Commission Fund for fiscal year beginning July 1, 2014 and ending June 30, 2015 in accordance with the chart of accounts heretofore established for the County:

Airport Operations	\$ 680,046
--------------------	------------

Section 22. It is estimated that the following revenues will be available in the Airport Commission Fund for the fiscal year beginning July 1, 2014 and ending June 30, 2015:

Hangar Rent	\$ 105,100
Sales of Fuel	\$ 380,800
Transfer from General Fund	\$ 187,614
Other	\$ 6,532

Section 23. The following amounts are hereby appropriated in the Solid Waste Fund for the fiscal year beginning July 1, 2014 and ending June 30, 2015 in accordance with the chart of accounts heretofore established for the County:

Solid Waste Collection	\$ 1,502,096
Solid Waste Disposal	\$ 1,206,246
Tire Collection and Disposal	\$ 85,182
Recycling	\$ 255,268
White Goods Disposal	\$ 56,740

Section 24. It is estimated that the following revenues will be available in the Solid Waste Fund for the fiscal year beginning July 1, 2014 and ending June 30, 2015:

State Tire Disposal	\$ 78,000
State White Goods	\$ 13,500
Rural Avail/Disposal Fee	\$ 1,530,000
Collection Site Cost	\$ 34,000
Industrial Hauls	\$ 52,000
Rental Box Fees	\$ 24,500
Disposal Tipping Fee	\$ 1,000,000
Rubble Fee	\$ 15,000
Equipment Usage	\$ 6,300
Sale of Recyclables	\$ 70,000
Solid Waste Disposal Tax	\$ 24,000
Sale of White Goods/Scrap	\$ 7,000
Interest	\$ 2,000
Fund Balance	\$ 249,232

Section 25. There is hereby levied the following tax rates per one hundred dollars (\$100) valuation of property as listed for taxes as of January 1, 2014, for the purpose of raising the revenue listed as Property Taxes in the General Fund, the Property Revaluation Fund, and the respective County Fire District Funds:

General Fund	\$.7300
Oak Wolfe Fire District	\$.0500
Glisson Fire District	\$.0650
Sarecta Fire District	\$.0550
East Duplin Fire District	\$.0458
Albertson Fire District	\$.0750
Stacy Britt Fire District	\$.0630
Franklin Fire District	\$.0750
NorthEast Fire District	\$.0400

The General Fund tax rate is based on an estimated valuation of \$3,500,000,000 for real and personal property for the purposes of taxation for the 2014-2015 fiscal year, estimated valuation of 117,757,739 for the purposes of public service, and an estimated valuation of \$352,559,689 for vehicles for the purposes of taxation for the 2014-2015 fiscal year with an estimated rate of collection of 96.50% for property taxes and 99.50% for vehicle taxes. This estimated rate of collection is based on the fiscal year 2013-2014.

Section 26. There is levied a per ton disposal fee as approved by the Board to cover the cost of solid waste disposal. There is also levied an availability/disposal fee approved by the Board to cover the cost of solid waste collection, disposal, and recycling as per the current attached schedule.

Section 27. The mileage reimbursement rate is set at 56. cents (.56) per mile.

Section 28. In accordance with G. S. 115C-429(b), the Board of Education appropriation is allocated as:

Current Expense	\$ 9,485,760
Capital Outlay:	
High School Recreation	\$ 200,000
Elementary Recreation	\$ 50,000
Capital Outlay School Fund:	
Improvements to Sites	\$ 262,000
Capital Equipment & Furniture	\$ 537,000
Capital Vehicles	\$ 174,000
County Debt Service for Schools	\$ 1,227,821

In accordance with G. S. 115C-433(b), the Duplin County Board of Commissioners specifies that the Board of Education must obtain approval of the Board of Commissioners for any budget amendment that increases or decreases the amount of county appropriation to a purpose or function by ten percent (10%) or more from the amount contained in the budget ordinance adopted by the Board of County Commissioners. Any amendment to the Capital Outlay School Fund must be approved by the County Commissioners prior to making the amendment.

Section 29. The Budget Officer is hereby authorized to transfer appropriations as contained herein under the following conditions:

- a. The Budget Officer may transfer amounts: in any fund between line item expenditures, in any department between line item expenditures or between departments in line item expenditures, including contingency appropriations, with a limitation of \$10,000 per Budget Amendment, with a report being submitted to the Governing Board at the next regular meeting. These changes should not result in increases in recurring obligations, such as salaries, in future years.
- b. The Budget Officer may not transfer any amounts between funds, except as approved by the Governing Board in the Budget Ordinance as amended.


Section 30. Under Emergency situations only, the Budget Officer is hereby authorized to transfer appropriations as contained herein under the following conditions:

- a. The Budget Officer may transfer amounts in any fund between line item expenditures, in any department between line item expenditures, or between departments in line item expenditures, including contingency appropriations, in excess of the \$10,000 limitation (as stated in Section 41 of this Budget Ordinance) per Budget Amendment, with a report being submitted to the Governing Board at the next regular meeting. These changes should not result in increases in recurring obligations, such as salaries, in future years.
- b. Examples of an emergency are: Hurricane, Tornado, Flood, Power Outage, Safety Services Communications Equipment Failure(s), acts of terrorism, or other situations that may place Duplin County Residents at risk or in danger.

Section 31. The Budget Officer may make cash advances between funds for periods not to exceed 60 days without reporting to the Governing Board. Any advance that extends beyond 60 days must be approved by the Board. All advances that will be outstanding at the end of the fiscal year must be approved by the Board.

Section 32. Copies of this Budget Ordinance shall be furnished to the Clerk to the Governing Board, to the Budget Officer, and to the Finance Officer to be kept on file by them for their direction in the disbursement of funds.

Adopted this the ~~16th~~ day of June, 2014.



Kennedy Thompson, Chairman
Duplin County Board of Commissioners

ATTEST:  _____
Clerk

Duplin County Solid Waste & Recycling Department
 Schedule of Fees
 July 2014 – June 2015
 Effective July 1, 2014

Tipping Fees

Garbage & Furnishings	\$42/ton
Construction & Demolition Debris	\$42/ton
Manifested Industrial By-Products <i>(Manifest required by Sampson Disposal)</i>	\$48.50/ton
Tires Not Generated in the Normal Course of Business in NC	\$85/ton

Hauling Fees

Industrial, Residential Hauling Fee	\$85/haul + Tipping Fee
Commercial Assistance	\$120/haul + Tipping Fee
Sludge Hauling Fee	\$160/haul + Tipping Fee
Box Rental	\$25/week
Box Rental Deposit	\$200

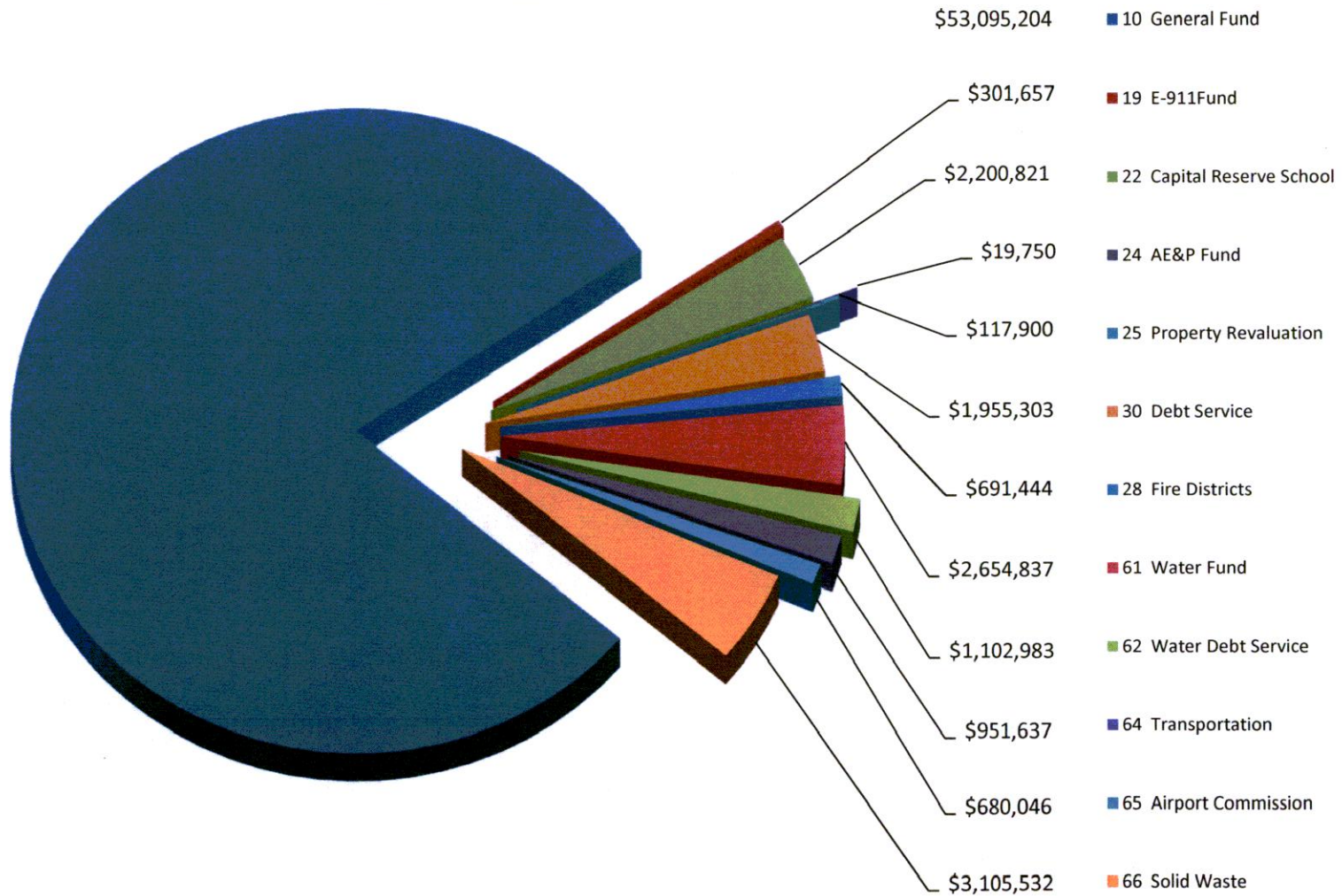
Household User Fee

Household Availability/Disposal Fee	\$90/year
Availability Fee Portion	\$67.61
Disposal Fee Portion	\$22.39

Duplin County
Budget Summary 2014 - 2015
All Funds

Fund	Total Budget	Other Revenue	Tax Levy
General Fund	\$ 53,095,204	\$ 24,328,090	\$ 28,767,114
Emergency Telephone System	\$ 301,657	\$ 301,657	
Capital Reserve School Automation Enhancement/ Preservation Fund	\$ 2,200,821	\$ 2,200,821	
Property Revaluation	\$ 19,750	\$ 19,750	
Debt Service	\$ 117,900		\$ 117,900
	\$ 1,955,303	\$ 1,955,303	
Fire Tax Districts			
Oak Wolfe	\$ 50,713		\$ 50,713
Glisson	\$ 100,271		\$ 100,271
Sarecta	\$ 88,052		\$ 88,052
East Duplin	\$ 75,525		\$ 75,525
Albertson	\$ 68,598		\$ 68,598
Stacy Britt	\$ 123,126		\$ 123,126
Franklin	\$ 19,219		\$ 19,219
Northeast	\$ 165,940		\$ 165,940
Water Fund	\$ 2,654,837	\$ 2,654,837	
Water Debt Service	\$ 1,102,983	\$ 1,102,983	
Transportation	\$ 951,637	\$ 951,637	
Airport Commission	\$ 680,046	\$ 680,046	
Solid Waste	\$ 3,105,532	\$ 3,105,532	
Totals	\$ 66,877,114	\$ 37,300,656	\$ 29,576,458
Less transfer from:			
General Fund	\$ 1,739,245	\$ 1,739,245	
Airport	\$ 51,601	\$ 51,601	
Capital Reserve Schools	\$ 1,227,821	\$ 1,227,821	
Fire Tax Districts - Admin Fees	\$ 18,965	\$ 18,965	
E911	\$ 19,086	\$ 19,086	
Water Districts	\$ 1,102,983	\$ 1,102,983	
Solid Waste Fund - Admin Fees	\$ 41,500	\$ 41,500	
Grand Total	\$ 62,675,913	\$ 33,099,455	\$ 29,576,458

DUPLIN COUNTY 2014-2015 TOTAL BUDGET BY FUND



Duplin County

General Fund Budget

	2014-2015		2013-2014		Difference
Revenues					
Ad Valorem Tax	(25,867,394)	48.72%	(25,118,155)	48.49%	(749,239)
Departmental Revenue	(4,423,680)	8.33%	(4,397,623)	8.49%	(26,057)
Federal Revenue	(76,076)	0.14%	(76,076)	0.15%	0
Fund Balance Restricted	0	0.00%	0	0.00%	0
Grant	(49,965)	0.09%	(20,900)	0.04%	(29,065)
Motor Vehicle Tax	(2,899,720)	5.46%	(3,315,258)	6.40%	415,538
Other Revenue	(211,940)	0.40%	(197,105)	0.38%	(14,835)
Departmental Rev-Restricted	(1,590,370)	3.00%	(1,631,047)	3.15%	40,677
State Revenue	(9,653,080)	18.18%	(9,522,283)	18.38%	(130,797)
Sales Tax Revenue	(5,918,765)	11.15%	(5,553,315)	10.72%	(365,450)
Fund Balance	(2,404,214)	4.53%	(1,970,089)	3.80%	(434,125)
Total Revenues	(53,095,204)	100.00%	(51,801,851)	100.00%	(1,293,353)
Expenditures					
Cultural & Recreational	1,166,318	2.20%	1,151,229	2.22%	15,089
Education	12,355,835	23.27%	11,707,995	22.60%	647,840
Environmental Protection	658,228	1.24%	644,666	1.24%	13,562
General Government	4,636,502	8.73%	4,353,733	8.40%	282,769
Human Services	16,085,321	30.30%	15,904,348	30.70%	180,973
Economic & Physical Dev	1,261,543	2.38%	1,278,546	2.47%	(17,003)
Non-Departmental	625,500	1.18%	850,500	1.64%	(225,000)
Contributions/Transfers	666,828	1.26%	704,233	1.36%	(37,405)
Public Safety	15,589,164	29.36%	15,185,701	29.31%	403,463
Grant	49,965	0.09%	20,900	0.04%	29,065
Total Expenditures	53,095,204	100.00%	51,801,851	100.00%	1,293,353

	2014-2015	2013-2014	Difference
EXPENDITURE DETAIL			
Cultural & Recreational			
Events Center	410,768	421,672	(10,904)
Library	568,551	558,614	9,937
Parks & Rec	147,531	145,581	1,950
Museum	39,468	25,362	14,106
	1,166,318	1,151,229	15,089
Education			
Board of Ed-Cap Res-Art 42 Hold Har	731,000	658,875	72,125
Board of Ed-Cur Exp	9,485,760	9,000,000	485,760
Board of Ed-Capital Outlay-HS	200,000	200,000	0
Board of Ed-Capital Outlay-Elem	50,000	50,000	0
JSCC - Current Expense	1,621,168	1,543,970	77,198
JSCC - Capital Outlay	267,907	255,150	12,757
	12,355,835	11,707,995	647,840
Environmental Protection			
Soil Conservation	658,228	644,666	13,562
	658,228	644,666	13,562
Government			
Governing Board	227,386	211,675	15,711
Attorney	259,977	253,741	6,236
Finance	480,436	431,391	49,045
Tax Administration	1,036,190	997,627	38,563
Elections	305,856	280,769	25,087
Register of Deeds	358,338	388,242	(29,904)
Manager	213,538	206,962	6,576
Personnel	224,637	215,658	8,979
Information Technology	483,998	365,608	118,390
Garage	240,841	230,331	10,510
Building Maintenance	572,045	549,261	22,784
Housekeeping	233,260	222,468	10,792
	4,636,502	4,353,733	282,769
Human Services			
Heath Service Departments			
Health	628,313	555,313	73,000
Environmental Health	385,057	382,805	2,252
Communicable Disease	139,754	134,639	5,115
Immunization	164,185	177,418	(13,233)
STD Drugs	2,984	0	2,984
Dental	240,086	255,655	(15,569)
Bioterrorism	36,648	36,648	0
Tuberculosis	78,400	61,305	17,095
CDC - Tuberculosis	0	32,202	(32,202)
County Wellness	341,422	308,824	32,598
Pregnancy Care Mgt	137,877	158,970	(21,093)
Primary Care	481,015	531,047	(50,032)
Community Health/Health Promotior	13,074	6,285	6,789

	2014-2015	2013-2014	Difference
WIC-Nutrition Education	108,312	106,080	2,232
WIC-Breastfeeding Promotion	14,421	11,507	2,914
WIC-Administration	7,783	12,197	(4,414)
Vital Records	9,127	8,758	369
Pregnancy Care - Non Medicaid	30,137	35,160	(5,023)
Maternal Health	277,017	303,444	(26,427)
Family Planning	243,710	281,041	(37,331)
WIC-Client Services	318,584	381,236	(62,652)
Peer Breastfeeding	21,922	20,950	972
Child Health	197,232	211,803	(14,571)
CC4C	212,939	190,692	22,247
Social Service Departments			
Social Services	5,758,538	5,656,128	102,410
Work First/TANF	80,200	85,200	(5,000)
Title IV-D	152,528	168,200	(15,672)
TANF	1,500	2,000	(500)
Special Assistance-Adults	603,388	641,929	(38,541)
Foster Children	546,000	546,000	0
Medicaid	737,000	555,250	181,750
Aid to Blind	6,438	6,061	377
Adoption Assistance	15,000	13,064	1,936
Crisis Intervention	224,501	226,703	(2,202)
Low Income Energy Asst	337,310	340,101	(2,791)
Progress Energy Program	5,984	14,176	(8,192)
Social Services - Building	229,064	255,204	(26,140)
General Assistance	30,000	23,000	7,000
Day Care	2,517,048	2,430,566	86,482
Aging and Nutrition Departments			
Aging	437,285	428,526	8,759
Aging-In Home Aide	71,813	70,098	1,715
Family Caregiver	10,955	10,925	30
Nutrition-Homebound Meals	35,158	33,834	1,324
Nutrition	72,368	74,107	(1,739)
Veterans	123,244	119,297	3,947
	16,085,321	15,904,348	180,973
Physical Development			
Planning	85,761	89,516	(3,755)
Economic Development	210,810	226,146	(15,336)
Industrial Park	3,025	3,625	(600)
West Park BTC	29,699	29,847	(148)
Livestock Facility	10,543	7,000	3,543
Central Plant-Duplin Commons	23,214	23,164	50
NC Coop Ext	309,454	309,675	(221)
Farm Services	10,766	11,302	(536)
Duplin Commons-Debt Pmt	578,271	578,271	0
	1,261,543	1,278,546	(17,003)

	2014-2015	2013-2014	Difference
Non-Departmental			
Non-Dept - Contingencies/Other	625,500	850,500	(225,000)
	625,500	850,500	(225,000)
Contributions/Transfers			
Transportation	125,000	125,000	0
Forest Service	123,958	129,624	(5,666)
Mental Health	224,474	224,474	0
RPO	5,782	5,157	625
Transfer to Airport	187,614	219,978	(32,364)
	666,828	704,233	(37,405)
Public Safety			
Court Facility	208,930	190,286	18,644
Jury Commission	1,550	3,575	(2,025)
Adult Probation	4,439	3,556	883
Sheriff/Jail Departments			
Sheriff	3,907,812	3,821,035	86,777
Special Separation Allowance	69,975	69,975	0
Sheriff-Mental Health Transp	33,313	32,168	1,145
Sheriff -Fingerprinting	5,000	5,000	0
Sheriff Special Response Team	12,000	12,000	0
Faison Substation	108,223	99,565	8,658
School Resource Officer	875,118	839,420	35,698
Jail	2,485,939	2,227,417	258,522
Emergency Management Departments			
Communications	1,174,719	1,122,473	52,246
GIS-911 Function	6,823	7,424	(601)
GIS-Addressing 911 Function	12,263	9,786	2,477
Emergency Management	184,007	181,630	2,377
Fire Marshal	1,369,945	1,370,198	(253)
EMS	4,645,776	4,729,814	(84,038)
Building Inspections	246,342	233,511	12,831
Medical Examiner	25,000	20,000	5,000
Animal Control	211,990	206,868	5,122
	15,589,164	15,185,701	403,463
Grant			
Interpreter Grant	0	20,900	(20,900)
Duke Energy Low Income Grant	49,965	0	49,965
	49,965	20,900	29,065
REVENUE DETAIL			
AD VALOREM TAXES	(25,867,394)	(25,118,155)	(749,239)
AD VALOREM TAXES	(25,867,394)	(25,118,155)	(749,239)
DEPARTMENTAL REVENUE			
ATTORNEY FEES	(32,244)	(28,244)	(4,000)
EXCISE TAX (REAL PROPERTY	(68,000)	(78,000)	10,000
SCHOOL RESOURCE OFFIC-BOE	(861,354)	(813,035)	(48,319)

	2014-2015	2013-2014	Difference
FIRE INSPECTION FEE	(32,000)	(32,000)	0
REGISTER OF DEEDS FEES	(197,500)	(192,000)	(5,500)
MARRIAGE LICENSES FEES	(21,000)	(18,000)	(3,000)
BUILDING INSPECTION FEES	(155,000)	(120,000)	(35,000)
BUILDING PERMIT FEES	(102,000)	(160,000)	58,000
SALES: GARAGE LABOR	(16,000)	(16,000)	0
CONTRIBUTION-CALYPSO	(18,000)	(18,000)	0
CONTRIBUTION-FAISON	(111,917)	(102,484)	(9,433)
SHERIFF-MENTAL HEALTH TRA	(10,000)	(5,000)	(5,000)
OFFICERS FEES	(115,000)	(115,000)	0
SHERIFF-GUN PERMITS	(5,500)	(5,000)	(500)
SHERIFF-IV-D SUPPORT-SOC	(117,549)	(114,461)	(3,088)
JAIL FEES	(30,000)	(25,000)	(5,000)
JAIL FEES-DWI	(4,000)	(3,500)	(500)
JAIL FEES-STATE INMATES	(20,000)	0	(20,000)
JAIL-INMATE PHONE REVENUE	(17,500)	(17,500)	0
JAIL REIMB FROM INMATES	(1,500)	(1,500)	0
COMMISSION-JAIL CANTEEN	(16,000)	(16,000)	0
EMS MEDICARE	(1,109,347)	(1,109,347)	0
EMS FEES-FROM OTHER STATE	(800)	(4,248)	3,448
EMS CALL FEES	(708,069)	(708,069)	0
EMS STAND-BY FEES	0	(2,795)	2,795
EMS MEDICAID	(400,000)	(400,000)	0
ANIMAL CONTROL FEES	(23,000)	(31,000)	8,000
ANIMAL DISPOSAL REVENUE	(750)	0	(750)
VOLUNTARY AGR DIST FEE	(300)	(300)	0
RENT-COOPERATIVE EXT	(10,500)	(12,500)	2,000
RENT-LIVESTOCK FACILITY	(11,000)	(7,000)	(4,000)
LEASE FEES-BUYOUT PROPERT	0	(440)	440
SUBDIVISION REVIEW FEES	0	0	0
B-MAP FEES	(9,000)	(9,000)	0
WELLNESS-MEDICARE	(1,300)	0	(1,300)
COUNTY WELLNESS FEES	(13,100)	(23,000)	9,900
COUNTY WELLNESS-GYM FEES	(18,000)	(11,600)	(6,400)
BABY LOVE ASST FUNDS(OFFS	0	(6,000)	6,000
NC HEALTH CHOICE ENROLLMENT	(8,600)	(15,000)	6,400
FOOD STAMP FRAUD COLLECTION	0	(20,000)	20,000
IV-D APPLICATION FEE	(500)	(750)	250
IV-D CLIENT FEES	(200)	0	(200)
PATERNITY TESTING	(1,250)	(1,250)	0
SALES: AGING NUTRITION SUP	(38,000)	(41,000)	3,000
LIBRARY FEES	(12,400)	(12,400)	0
CABIN LAKE FEES	(44,000)	(40,000)	(4,000)
CONCESSIONS-CABIN LAKE	(200)	(200)	0
EVENTS CENTER FEES	(50,000)	(50,000)	0
CONCESSION REVENUE	(10,000)	(10,000)	0
SALES-SHERIFF COPIES	(300)	0	(300)

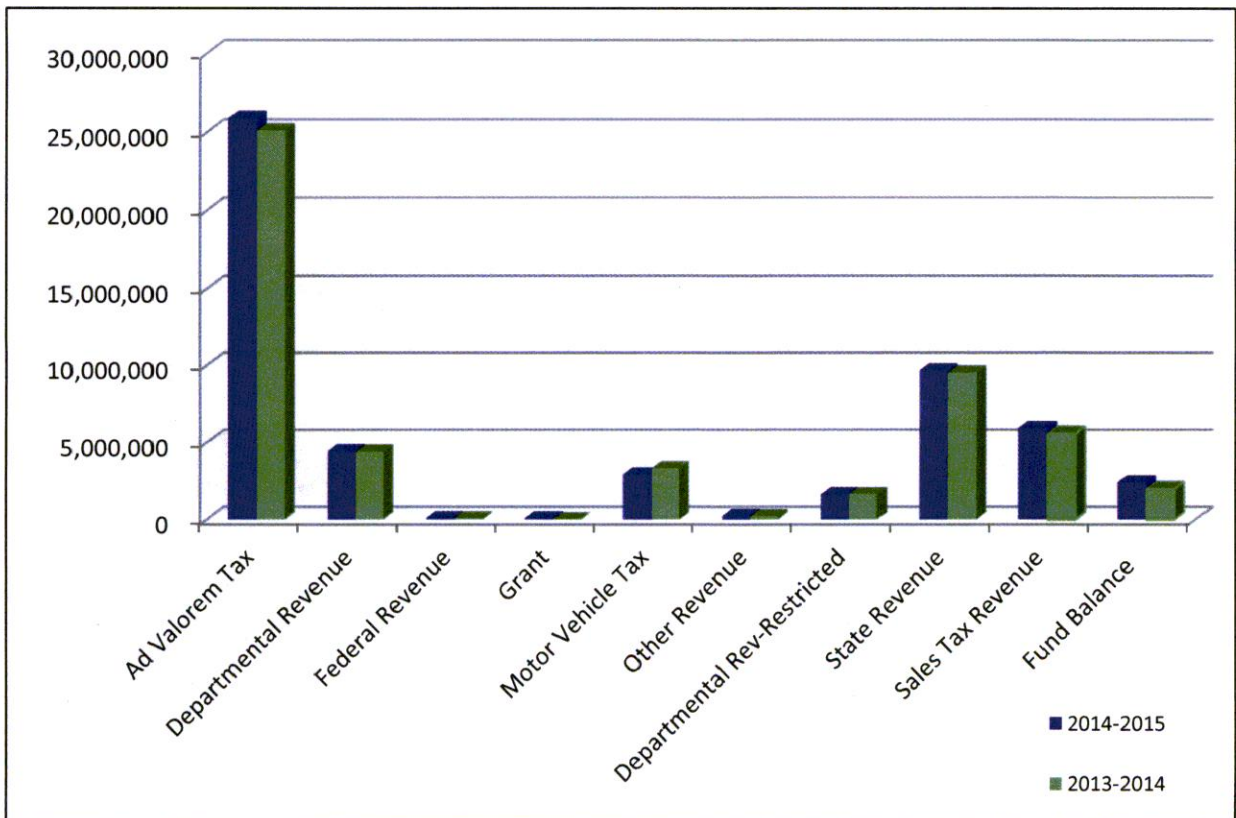
	2014-2015	2013-2014	Difference
SALES: MAPS & COPIES(TAX	(1,000)	(1,000)	0
	(4,423,680)	(4,397,623)	(26,057)
FEDERAL REVENUE			
RENT-FARM SERVICES-FED	(76,076)	(76,076)	0
	(76,076)	(76,076)	0
FUND BALANCE - RESTRICTED			
FUND BAL-CARRY OVER PROJECT	0	0	0
	0	0	0
GRANT			
GRANT-INTERPRETER OFF.MIN	0	(20,900)	20,900
GRANT-DUKE ENERGY LOW INCOMI	(49,965)	0	(49,965)
	(49,965)	(20,900)	(29,065)
MOTOR VEHICLE TAXES			
TAXES - MOTOR VEHICLE	(2,899,720)	(3,315,258)	415,538
	(2,899,720)	(3,315,258)	415,538
OTHER REVENUE			
RENTAL VEH GROSS RECEIPTS	(11,000)	(12,000)	1,000
PRIVILEGE LICENSE	(4,500)	(4,500)	0
BEER LICENSE-NCGS 105-113	(2,000)	(2,000)	0
FRANCHISE - CABLE TV	(12,000)	(12,000)	0
GIS/ADDRESSING REIMBURSEM	(19,086)	(17,210)	(1,876)
INTEREST EARNED	(1,700)	(6,000)	4,300
RENT-LAND/COMMUNITY BLDG	(10,904)	0	(10,904)
RENT-MENTAL HEALTH	(40,000)	(40,000)	0
ABC PROFITS (35% GENERAL)	(45,000)	(45,000)	0
ADM. FEE - FUNDS COLLECTE	(20,000)	(15,000)	(5,000)
ADM. FEE - TOURISM DEVELO	(4,250)	(4,250)	0
ADM. FEE - SOLID WASTE FE	(41,500)	(39,145)	(2,355)
	(211,940)	(197,105)	(14,835)
DEPARTMENTAL REV - RESTRICTED			
COURT FACILITIES FEES	(120,000)	(115,000)	(5,000)
SHERIFF-FINGER PRINTING FEES	(5,000)	(5,000)	0
DENTAL FEES	(30,700)	(33,000)	2,300
DENTAL MEDICAID	(209,386)	(222,655)	13,269
PREGNANCY CARE MGT MEDICA	(137,877)	(158,970)	21,093
GENERAL HEALTH-RENT OFFICE	(4,800)	(4,800)	0
ENVIRONMENTAL HEALTH FEES	(30,500)	(60,000)	29,500
ENVIRONMENTAL HEALTH PERM	(29,500)	(4,500)	(25,000)
COMMUNICABLE DISEASE FEES	(4,800)	(4,950)	150
COMMUNICABLE DISEASE MEDI	(8,000)	(7,960)	(40)
EMR INCENTIVES	(2,295)	(3,609)	1,314
IMMUNIZATIONS MEDICARE	(6,400)	0	(6,400)
IMMUNIZATION FEES	(39,300)	(74,800)	35,500
IMMUNIZATION MEDICAID	(40,700)	(44,400)	3,700
EMR INCENTIVES	(2,295)	(3,743)	1,448
PRIMARY CARE MEDICARE	(10,500)	0	(10,500)

	2014-2015	2013-2014	Difference
PRIMARY CARE FEES	(103,700)	(151,500)	47,800
PRIMARY CARE MEDICAID	(169,000)	(194,450)	25,450
EMR INCENTIVES	(8,160)	(14,003)	5,843
MATERNAL HEALTH FEES	(16,000)	(17,500)	1,500
MATERNAL HEALTH MEDICAID	(114,500)	(62,825)	(51,675)
EMR INCENTIVES	(5,100)	(8,261)	3,161
FAMILY PLANNING FEE	(20,900)	(30,500)	9,600
FAMILY PLANNING MEDICAID	(39,100)	(16,880)	(22,220)
EMR INCENTIVES	(3,570)	(6,000)	2,430
CHILD HEALTH FEES	(5,600)	(9,600)	4,000
CHILD HEALTH MEDICAID	(135,700)	(113,350)	(22,350)
EMR INCENTIVES	(3,060)	(5,380)	2,320
WELLNESS MEDICAID	(800)	0	(800)
CC4C MEDICAID	(207,642)	(185,395)	(22,247)
TUBERCULOSIS MEDICAID	(4,500)	(100)	(4,400)
EMR INCENTIVES	(1,020)	(1,504)	484
FOOD STAMP FRAUD FUNDS COLL	(20,000)	0	(20,000)
MEDICAID FRAUD FUNDS COLL	(29,000)	(50,000)	21,000
CONTR-LAW LIBRARY	(3,870)	(2,592)	(1,278)
DONATIONS-MUSEUM	(500)	0	(500)
INTEREST-COURT SYSTEM	(275)	(1,500)	1,225
ABC PROFITS (10% DRAINAGE	(15,000)	(15,000)	0
CONTRIBUTION-TOWNS RPO	(1,320)	(1,320)	0
	(1,590,370)	(1,631,047)	40,677
STATE REVENUE			
STATE-EMER MNGT PERFORMAN	(35,500)	(35,000)	(500)
STATE-SOIL & WATER CONSER	(47,998)	(42,829)	(5,169)
STATE-BIOTERRORISM	(36,648)	(36,648)	0
STATE-PREGNANCY CARE MGT-	(30,137)	(35,160)	5,023
STATE-HEALTH	(32,554)	(32,554)	0
STATE-ENVIRONMENTAL HEALT	(4,000)	(4,000)	0
STATE-COMMUNICABLE DISEAS	(4,940)	(4,940)	0
STATE-IMMUNIZATION PLAN	0	(17,314)	17,314
STATE-COMMUNITY HEALTH/PR	(13,074)	(6,285)	(6,789)
STATE-STD DRUGS	(2,984)	0	(2,984)
STATE-MATERNAL HEALTH	(60,157)	(65,280)	5,123
STATE-FAMILY PLANNING	(101,515)	(104,230)	2,715
STATE-CHILD HEALTH	(43,659)	(43,683)	24
STATE-WELLNESS	(48,000)	(48,000)	0
STATE-CC4C	(5,297)	(5,297)	0
STATE-WIC-CLIENT SERVICES	(318,584)	(381,236)	62,652
STATE-WIC-NUTRITION EDUCA	(108,312)	(106,080)	(2,232)
STATE-WIC-BREASTFEEDING P	(14,421)	(11,507)	(2,914)
STATE-WIC-GENERAL ADMINIS	(7,783)	(12,197)	4,414
STATE-PEER BREASTFEEDING	(21,922)	(20,950)	(972)
STATE-CDC TUBERCULOSIS	0	(32,202)	32,202
STATE-TUBERCULOSIS	(64,728)	(32,526)	(32,202)

	2014-2015	2013-2014	Difference
STATE-TB MED SERVC	(2,023)	(2,023)	0
STATE-SOCIAL SERVICES	(4,742,421)	(4,778,117)	35,696
STATE-TITLE IV-D CHILD SU	(58,060)	(62,621)	4,561
STATE-TANF	(1,500)	(500)	(1,000)
STATE-MEDICAID TRANSPORTA	(705,000)	(500,000)	(205,000)
STATE-FOSTER CHILD	(357,570)	(407,623)	50,053
STATE-ADOPTION ASSISTANCE	(5,000)	(4,500)	(500)
STATE-AGING IN HOME AIDE	(71,813)	(70,098)	(1,715)
STATE-NUTRITION-HOMEBOUND	(35,158)	(33,834)	(1,324)
STATE-NUTRITION	(25,867)	(27,606)	1,739
STATE-FAMILY CAREGIVER	(10,955)	(10,925)	(30)
STATE-VETERAN	(1,452)	(1,452)	0
STATE-DAY CARE	(2,517,048)	(2,428,066)	(88,982)
STATE-LIBRARY	(117,000)	(117,000)	0
	(9,653,080)	(9,522,283)	(130,797)
SALES TAX REVENUE			
SALES TAX 1	(2,402,625)	(2,202,475)	(200,150)
SALES TAX 1/2 (70% ART.40)	(1,942,340)	(1,842,340)	(100,000)
SALES TAX 1/2 (40% ART.42)	(843,800)	(781,000)	(62,800)
SALES TAX 1/2 (ART 44)	0	2,500	(2,500)
SALES TAX 1/4 (ART. 46)	(730,000)	(730,000)	0
	(5,918,765)	(5,553,315)	(365,450)
FUND BALANCE	(2,404,214)	(1,970,089)	(434,125)
FUND BALANCE	(2,404,214)	(1,970,089)	(434,125)

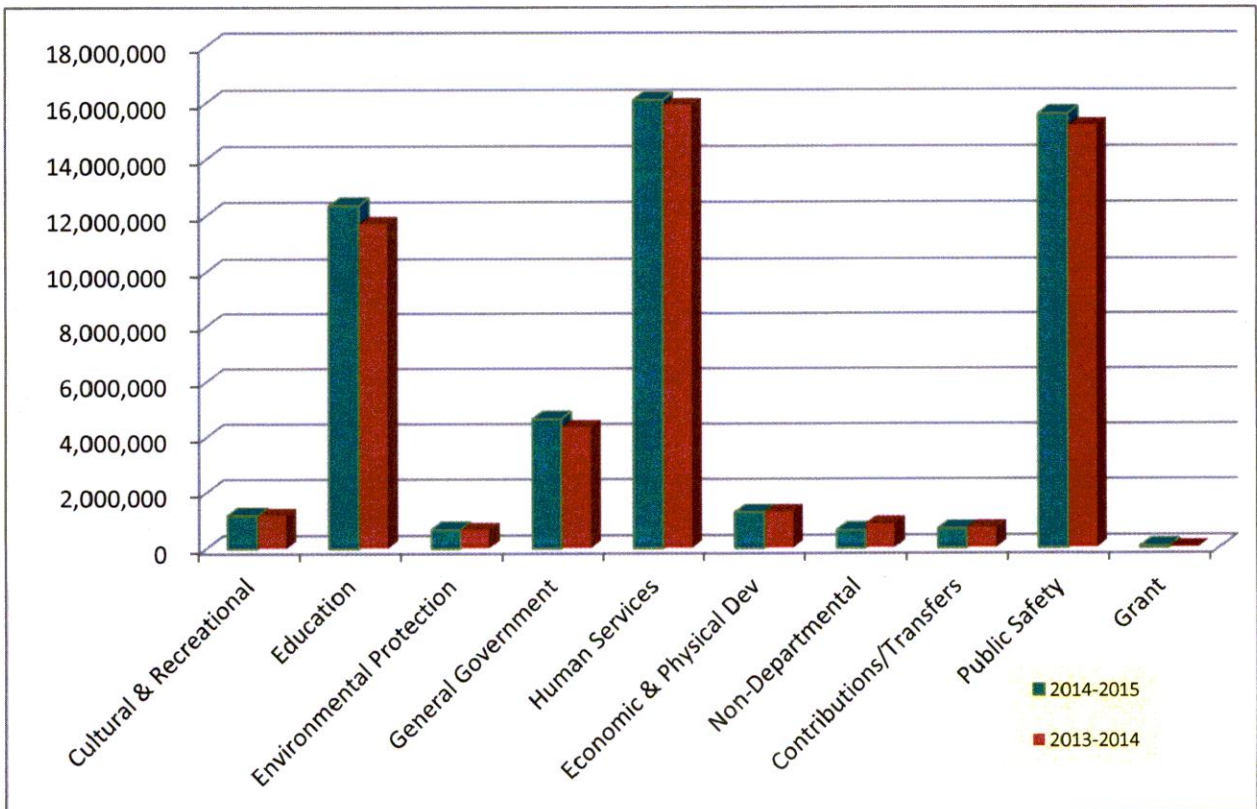
**Duplin County
General Fund Budget
Revenues**

	<u>2014-2015</u>	<u>2013-2014</u>
Ad Valorem Tax	25,867,394	25,118,155
Departmental Revenue	4,423,680	4,397,623
Federal Revenue	76,076	76,076
Grant	49,965	20,900
Motor Vehicle Tax	2,899,720	3,315,258
Other Revenue	211,940	197,105
Departmental Rev-Restricted	1,590,370	1,631,047
State Revenue	9,653,080	9,522,283
Sales Tax Revenue	5,918,765	5,553,315
Fund Balance	2,404,214	1,970,089
Total Revenues	53,095,204	51,801,851



**Duplin County
General Fund Budget
Expenditures**

	<u>2014-2015</u>	<u>2013-2014</u>
Cultural & Recreational	1,166,318	1,151,229
Education	12,355,835	11,707,995
Environmental Protection	658,228	644,666
General Government	4,636,502	4,353,733
Human Services	16,085,321	15,904,348
Economic & Physical Dev	1,261,543	1,278,546
Non-Departmental	625,500	850,500
Contributions/Transfers	666,828	704,233
Public Safety	15,589,164	15,185,701
Grant	49,965	20,900
Total Expenditures	53,095,204	51,801,851



**General Fund Beginning Departmental Budget (BA #1) for
Fiscal Year Beginning July 1, 2014 and Ending June 30, 2015**

	Fund 10	DEPT CODE	DEPT NAME	EMPLOYEE POSITIONS AVAILABLE		EXPENSE 07-01-14	REVENUE ASSIGNED TO DEPT	COUNTY FUNDS BY DEPT		A-B=C	C/B
				FT	PT			FICAL YEAR	FICAL YEAR	Difference	Percentage
								2014-15	2013-14		
MANDATED	4110	GOVERNING BOARD			227,386		227,386	211,675	15,711	7.42%	
AUTHORIZED	4111	NON-DEPARTMENTAL			625,500		625,500	850,500	(225,000)	-26.46%	
MANDATED	4120	ATTORNEY	3		259,977	32,244	227,733	225,497	2,236	0.99%	
MANDATED	4130	FINANCE	7	1	480,436		480,436	431,391	49,045	11.37%	
MANDATED	4140	TAX ADMINISTRATION	16		1,036,190	1,000	1,035,190	996,627	38,563	3.87%	
MANDATED	4160	COURT FACILITIES FEE	2		208,930	120,275	88,655	73,786	14,869	20.15%	
MANDATED	4161	JURY COMMISSION			1,550		1,550	3,575	(2,025)	-56.64%	
MANDATED	4163	ADULT PROBATION INTENSIVE			4,439		4,439	3,556	883	24.83%	
MANDATED	4170	ELECTIONS	3		305,856		305,856	280,769	25,087	8.94%	
MANDATED	4180	REGISTER OF DEEDS	5		358,338	286,500	71,838	100,242	(28,404)	-28.34%	
AUTHORIZED	4210	MANAGER	2	1	213,538		213,538	206,962	6,576	3.18%	
AUTHORIZED	4211	PERSONNEL	3		224,637		224,637	215,658	8,979	4.16%	
AUTHORIZED	4230	INFORMATION TECHNOLOGY	7	1	483,998		483,998	365,608	118,390	32.38%	
AUTHORIZED	4250	GARAGE	3	3	240,841	16,000	224,841	214,331	10,510	4.90%	
AUTHORIZED	4260	BUILDING MAINTENANCE	9		572,045		572,045	549,261	22,784	4.15%	
AUTHORIZED	4270	HOUSEKEEPING	5	3	233,260		233,260	222,468	10,792	4.85%	
MANDATED	4308	GIS-911 FUNCTION		1	6,823	19,086	(12,263)	(9,786)	(2,477)	25.31%	
MANDATED	4309	ADDRESSING-911 FUNCTION		1	12,263		12,263	9,786	2,477	25.31%	
MANDATED	4310	SHERIFF	51		3,907,812	256,349	3,651,463	3,568,574	82,889	2.32%	
MANDATED	4311	SPECIAL SEPARATION ALLOWANCE			69,975		69,975	69,975	0	0.00%	
MANDATED	4312	SHERIFF MENTAL HEALTH TRANSPORT			33,313	10,000	23,313	27,168	(3,855)	-14.19%	
MANDATED	4313	SHERIFF FINGERPRINTING			5,000	5,000	0	0	0	#DIV/0!	
BOTH	4314	COMMUNICATIONS	22	2	1,174,719		1,174,719	1,122,473	52,246	4.65%	
AUTHORIZED	4315	SHERIFF SPECIAL RESPONSE TEAM			12,000		12,000	12,000	0	0.00%	
AUTHORIZED	4316	FAISON SUBSTATION	2		108,223	111,917	(3,694)	(2,919)	(775)	26.55%	
AUTHORIZED	4317	SCHOOL RESOURCE OFFICER	16		875,118	861,354	13,764	26,385	(12,621)	-47.83%	
MANDATED	4320	JAIL	35		2,485,939	89,000	2,396,939	2,163,917	233,022	10.77%	
MANDATED	4330	EMERGENCY MANAGEMENT	2		184,007	35,500	148,507	146,630	1,877	1.28%	
AUTHORIZED	4340	FIRE MARSHAL	1		1,369,945	762,000	607,945	608,198	(253)	-0.04%	
MANDATED	4350	BUILDING INSPECTION	4		246,342	257,000	(10,658)	(46,489)	35,831	-77.07%	
MANDATED	4360	MEDICAL EXAMINER			25,000		25,000	20,000	5,000	25.00%	
MANDATED	4370	EMERGENCY MEDICAL SERVICE	74		4,645,776	2,218,216	2,427,560	2,505,355	(77,795)	-3.11%	
AUTHORIZED	4380	ANIMAL CONTROL	3	1	211,990	23,750	188,240	175,868	12,372	7.03%	
AUTHORIZED	4910	PLANNING	1		85,761	0	85,761	89,076	(3,315)	-3.72%	
AUTHORIZED	4920	ECONOMIC DEVELOPMENT	2		210,810		210,810	226,146	(15,336)	-6.78%	
AUTHORIZED	4922	INDUSTRIAL PARK			3,025		3,025	3,625	(600)	-16.55%	
AUTHORIZED	4924	WESTPARK BUSINESS TECNOLOGY CTR			29,699		29,699	29,847	(148)	-0.50%	
AUTHORIZED	4928	LIVESTOCK FACILITY			10,543	11,000	(457)	0	(457)	#DIV/0!	
AUTHORIZED	4949	CENTRAL PLANT-DUPLIN COMMONS			23,214		23,214	23,164	50	0.22%	
AUTHORIZED	4950	NC COOPERATIVE EXTENSION SVC			309,454	10,800	298,654	296,875	1,779	0.60%	
AUTHORIZED	4958	FARM SERVICES			10,766	76,076	(65,310)	(64,774)	(536)	0.83%	
AUTHORIZED	4960	SOIL CONSERVATION	6		658,228	71,998	586,230	577,837	8,393	1.45%	
MANDATED	5110	HEALTH	34	1	628,313	37,354	590,959	517,959	73,000	14.09%	
MANDATED	5111	ENVIRONMENTAL HEALTH	6		385,057	64,000	321,057	314,305	6,752	2.15%	
MANDATED	5113	COMMUNICABLE DISEASE			139,754	20,035	119,719	113,180	6,539	5.78%	
MANDATED	5114	IMMUNIZATION ACTION PLAN			164,185	88,695	75,490	37,161	38,329	103.14%	
MANDATED	5115	STD DRUGS			2,984	2,984	0	0	0	#DIV/0!	
MANDATED	5119	DENTAL PROGRAM	2		240,086	240,086	0	0	0	#DIV/0!	
MANDATED	5123	BIOTERRORISM			36,648	36,648	0	0	0	#DIV/0!	
MANDATED	5124	TUBERCULOSIS			78,400	72,271	6,129	25,152	(19,023)	-75.63%	
AUTHORIZED	5129	COUNTY WELLNESS	2		341,422	81,200	260,222	226,224	33,998	15.03%	
MANDATED	5139	PREGNANCY CARE MANAGEMENT			137,877	137,877	0	0	0	#DIV/0!	
MANDATED	5151	PRIMARY CARE			481,015	291,360	189,655	171,094	18,561	10.85%	
AUTHORIZED	5154	COMMUNITY HEALTH/HEALTH PROMOTION			13,074	13,074	0	0	0	#DIV/0!	
BOTH	5155	WIC-NUTRITION EDUCATION			108,312	108,312	0	0	0	#DIV/0!	
BOTH	5156	WIC-BREASTFEEDING PROMOTION			14,421	14,421	0	0	0	#DIV/0!	
BOTH	5157	WIC-GENERAL ADMINISTRATION			7,783	7,783	0	0	0	#DIV/0!	
MANDATED	5161	VITAL RECORDS			9,127		9,127	8,758	369	4.21%	
MANDATED	5162	PREGNANCY CARE MANG-NON-MEDICAID			30,137	30,137	0	0	0	#DIV/0!	
MANDATED	5163	MATERNAL HEALTH	1		277,017	195,757	81,260	149,578	(68,318)	-45.67%	
MANDATED	5164	FAMILY PLANNING			243,710	165,085	78,625	123,431	(44,806)	-36.30%	
BOTH	5165	WIC-CLIENT SERVICES	10		318,584	318,584	0	0	0	#DIV/0!	
BOTH	5166	PEER BREASTFEEDING			21,922	21,922	0	0	0	#DIV/0!	
MANDATED	5167	CHILD HEALTH	2		197,232	188,019	9,213	39,790	(30,577)	-76.85%	
MANDATED	5173	CC4C			212,939	212,939	0	0	0	#DIV/0!	
MANDATED	5300	SOCIAL SERVICES ADMINISTRATION	110		5,758,538	4,771,021	987,517	837,011	150,506	17.98%	
MANDATED	5372	WORK FIRST/TANF			80,200		80,200	85,200	(5,000)	-5.87%	
MANDATED	5373	TITLE -IV D			152,528	60,010	92,518	103,579	(11,061)	-10.68%	
MANDATED	5410	T A N F PROGRAM			1,500	1,500	0	1,500	(1,500)	-100.00%	

					A		B		A-B=C	C/B	
					COUNTY FUNDS BY DEPT						
Fund 10					EMPLOYEE POSITIONS AVAILABLE	EXPENSE	REVENUE ASSIGNED TO DEPT	FICAL YEAR 2014-15	FICAL YEAR 2013-14	Difference	Percentage Difference
DEPT CODE	DEPT NAME		FT	PT							
MANDATED	5420	SPECIAL ASSISTANCE FOR ADULTS			603,388		603,388	641,929	(38,541)	-6.00%	
MANDATED	5440	FOSTER CHILDREN			546,000	357,570	188,430	138,377	50,053	36.17%	
MANDATED	5450	MEDICAID PROGRAM			737,000	734,000	3,000	5,250	(2,250)	-42.86%	
MANDATED	5460	AID TO BLIND PROGRAM			6,438		6,438	6,061	377	6.22%	
MANDATED	5470	ADOPTION ASSISTANCE FUND			15,000	5,000	10,000	8,564	1,436	16.77%	
MANDATED	5480	CRISIS INTERVENTION PROGRAM			224,501		224,501	226,703	(2,202)	-0.97%	
MANDATED	5481	LOW INCOME HOME ENERGY ASST			337,310		337,310	340,101	(2,791)	-0.82%	
AUTHORIZED	5482	DUKE ENERGY GRANT			49,965	49,965	0	0	0	#DIV/0!	
MANDATED	5490	PROGRESS ENERGY ASSISTANCE			5,984		5,984	14,176	(8,192)	-57.79%	
MANDATED	5580	SOCIAL SERVICE BUILDING EXPENSE	1		229,064		229,064	255,204	(26,140)	-10.24%	
AUTHORIZED	5581	GENERAL ASSISTANCE			30,000		30,000	23,000	7,000	30.43%	
MANDATED	5582	DAY CARE SOCIAL SERVICE			2,517,048	2,517,048	0	2,500	(2,500)	-100.00%	
AUTHORIZED	5600	AGING COUNTY	7	1	437,285	38,000	399,285	387,526	11,759	3.03%	
AUTHORIZED	5605	AGING-IN HOME AIDE SERVICES	6		71,813	71,813	0	0	0	#DIV/0!	
AUTHORIZED	5618	FAMILY CAREGIVER	1		10,955	10,955	0	0	0	#DIV/0!	
AUTHORIZED	5701	EVENTS CENTER	2		410,768	60,000	350,768	361,672	(10,904)	-3.01%	
AUTHORIZED	5702	DUPLIN COMMONS DEBT			578,271		578,271	578,271	0	0.00%	
AUTHORIZED	5820	VETERAN'S SERVICE OFFICER	3		123,244	1,452	121,792	117,845	3,947	3.35%	
	5900	EDUCATION									
MANDATED		BOE-CURRENT EXPENSE			9,485,760		9,485,760	9,000,000	485,760	5.40%	
MANDATED		TRANS TO CAP RES-SCH-MEDICAID HOLD HARML			731,000		731,000	658,875	72,125	10.95%	
AUTHORIZED		JSCC-CURRENT			1,621,168		1,621,168	1,543,970	77,198	5.00%	
AUTHORIZED		JSCC-CAPITAL			267,907		267,907	255,150	12,757	5.00%	
AUTHORIZED		CONT TO CAP OUTLAY-REC-HS			200,000		200,000	200,000	0	0.00%	
AUTHORIZED		CONT TO CAP OUTLAY-REC-ELEM			50,000		50,000	50,000	0	0.00%	
AUTHORIZED	5950	NUTRITION-HOMEBOUND MEALS	1		35,158	35,158	0	0	0	#DIV/0!	
AUTHORIZED	5951	NUTRITION		5	72,368	25,867	46,501	46,501	0	0.00%	
AUTHORIZED	6110	LIBRARY	6	7	568,551	133,270	435,281	426,622	8,659	2.03%	
AUTHORIZED	6121	PARKS AND RECREATION	1	2	147,531	44,200	103,331	105,381	(2,050)	-1.95%	
AUTHORIZED	6140	MUSEUM		1	39,468	500	38,968	25,362	13,606	53.65%	
	9800	CONTRIBUTIONS/TRANSFERS									
AUTHORIZED		TRANSPORTATION			125,000		125,000	125,000	0	0.00%	
AUTHORIZED		FOREST SERVICE			123,958		123,958	129,624	(5,666)	-4.37%	
AUTHORIZED		MENTAL HEALTH			224,474		224,474	224,474	0	0.00%	
AUTHORIZED		RPO			5,782	1,320	4,462	3,837	625	16.29%	
AUTHORIZED		AIRPORT			187,614		187,614	219,978	(32,364)	-14.71%	
			472	38							
					53,095,204	16,542,257	36,552,947	35,406,712	1,146,235		
		10-3100-000			AD VAL TAX		25,867,394	25,118,155	749,239		
		10-3101-000			VEHICLE TAX		2,899,720	3,315,258	(415,538)		
		10-3231-000			SALES TAX-ART 39		2,402,625	2,202,475	200,150		
		10-3232-000			SALES TAX-ART 40		1,942,340	1,842,340	100,000		
		10-3233-000			SALES TAX-ART 42		843,800	781,000	62,800		
		10-3234-000			SALES TAX-ART 44		0	(2,500)	2,500		
		10-3102-000			RENTAL VEH		11,000	12,000	(1,000)		
		10-3260-001			PRIV LIC		4,500	4,500	0		
		10-3260-002			BEER LIC		2,000	2,000	0		
		10-3261-000			FRANCHISE -CABLE TV		12,000	12,000	0		
		10-3831-000			INTEREST EARNED		1,700	6,000	(4,300)		
		10-3834-000			RENT-LAND/BLDG		10,904	0	10,904		
		10-3834-001			RENT-MENTAL HEALTH		40,000	40,000	0		
		10-3837-001			ABC PROFITS		45,000	45,000	0		
		10-3981-000			ADM FEES-FUNDS COLL		20,000	15,000	5,000		
		10-3981-029			ADM FEES-TOURISM		4,250	4,250	0		
		10-3981-066			ADM FEES-SW		41,500	39,145	2,355		
		10-3991-991			FUND BALANCE		2,404,214	1,970,089	434,125		
					TOTAL CTY FUNDS		36,552,947	35,406,712	1,146,235		

DUPLIN COUNTY

NON-GENERAL FUND BUDGETS

	2014-2015		2013-2014		Difference
Revenues					
Ad Valorem Taxes	(750,067)	5.44%	(743,738)	5.02%	(6,329)
Motor Vehicle Taxes	(59,277)	0.43%	(63,642)	0.43%	4,365
Sales Taxes	(1,469,821)	10.66%	(1,344,630)	9.07%	(125,191)
State Revenues	(468,980)	3.40%	(384,450)	2.59%	(84,530)
Departmental Revenues	(6,624,651)	48.07%	(6,531,361)	44.05%	(93,290)
Fund Balance	(249,232)	1.81%	(437,734)	2.95%	188,502
Interest Earned	(2,000)	0.01%	(2,934)	0.02%	934
Transfers In from General Fund	(1,739,245)	12.62%	(1,698,854)	11.46%	(40,391)
Transfers In from Other Funds	(2,382,405)	17.29%	(3,531,429)	23.82%	1,149,024
Other Revenues	(36,232)	0.26%	(88,923)	0.60%	52,691
Total Revenues	(13,781,910)	100.00%	(14,827,695)	100.00%	1,045,785
Disbursements					
Emergency Telephone	301,657	2.19%	207,025	1.40%	94,632
Capital Reserve-Education	2,200,821	15.97%	2,204,200	14.87%	(3,379)
Automation Enhancement/Preserva	19,750	0.14%	19,500	0.13%	250
Property Revaluation	117,900	0.86%	117,900	0.80%	0
Fire Districts	691,444	5.02%	689,480	4.65%	1,964
Debt Service	1,955,303	14.19%	3,071,634	20.72%	(1,116,331)
Water Funds	2,654,837	19.26%	3,718,734	25.08%	(1,063,897)
Water Funds - Debt Service	1,102,983	8.00%		0.00%	1,102,983
Transportation	951,637	6.90%	864,897	5.83%	86,740
Airport	680,046	4.93%	782,052	5.27%	(102,006)
Solid Waste	3,105,532	22.53%	3,152,273	21.26%	(46,741)
Total Disbursements	13,781,910	100.00%	14,827,695	100.00%	(1,045,785)

FY 2014 - 2015 Ad Valorem Tax Estimate Calculation

Real Property Values		Estimated		
		2013	2014	Percent of
<u>Township</u>		<u>Value</u>	<u>Value</u>	<u>Change</u>
Warsaw		\$341,334,363.00	\$348,388,564.00	2.0667%
Faison		\$250,618,377.00	\$252,257,268.00	0.6539%
Wolfscrape		\$235,107,426.00	\$245,516,918.00	4.4275%
Glisson		\$84,734,682.00	\$86,371,741.00	1.9320%
Albertson		\$105,517,907.00	\$106,484,935.00	0.9165%
Smith		\$127,358,820.00	\$128,950,946.00	1.2501%
Limestone		\$343,773,906.00	\$347,862,753.00	1.1894%
Cypress Creek		\$183,778,040.00	\$184,736,710.00	0.5216%
Island Creek		\$883,272,542.00	\$890,970,639.00	0.8715%
Rockfish		\$131,122,308.00	\$131,973,890.00	0.6495%
Rose Hill		\$168,717,948.00	\$168,707,773.00	-0.0060%
Magnolia		\$189,576,758.00	\$195,506,818.00	3.1281%
Kenansville		\$396,816,952.00	\$417,295,980.00	5.1608%
		\$3,441,730,029.00		1.6930%
		Estimated value as of 05-29-14	\$3,505,024,935.00	
		Estimated value used in budget proposal	\$3,500,000,000.00	
Vehicle - Estimated Invitation to Renew Value		414,776,105		
Real & Personal Value Estimate		3,500,000,000		Net Value
Public Service Value Estimate		117,757,739		\$384,041 1 Cent
Vehicle - Estimated Renewal Value		352,559,689		
Total All Values		3,970,317,428		\$397,032 @ 100%
Total Value		3,617,757,739		\$500,000
				Prior Year Collections
Ad Valorem Tax	Collection %		Tax Rate	
	96.50%	25,485,294	0.0073000	
	3.50%	924,337		
Total Motor Vehicle Value		352,559,689		\$350,000
				Prior Year Collections
			Tax Rate	
First Four Months Value		111,531,791	0.0072000	
Last Eight Months Value		241,027,898	0.0073000	
Combined Total		2,562,533		
Motor Vehicle	Collection %			
	99.50%	2,549,720		
	0.50%	12,813		
Dollars Uncollected		937,150		
Current Year Collections		28,035,014		
Prior Years Collections		850,000		
			10-3100-000	25,867,394
			25-3100-000	100,000
			25-3100-001	17,900
			10-3101-000	2,899,720
Total Estimated Collections		28,885,014		28,885,014

**2014-2015
Fire Tax Summary by District
per original budget**

Oak Wolfe Fire Department	2014-2015	Estimated Value & Receipts	2013-2014	Estimated Value & Receipts
Estimated Valuation Ad Valorem		\$ 94,165,255		\$ 93,644,133
Tax Rate		\$ 0.0500		\$ 0.0500
Gross Collections		\$ 47,083		\$ 46,822
Less Un-collectables	3.50%	\$ 1,648	3.50%	\$ 1,639
Net Collections Ad Valorem		\$ 45,435		\$ 45,183
Vehicle Valuation	First 4 mos. Last 8 mos.	\$ 3,091,088 \$ 7,518,838	First 4 mos. Last 8 mos.	\$ 4,778,844 \$ 7,964,740
		\$ 10,609,926		\$ 12,743,584
Tax Rate	First 4 mos. Last 8 mos.	\$ 0.0500 \$ 0.0500	First 4 mos. Last 8 mos.	\$ 0.0500 \$ 0.0500
Gross Collections	First 4 mos. Last 8 mos.	\$ 1,547 \$ 3,759	First 4 mos. Last 8 mos.	\$ 2,390 \$ 3,982
		\$ 5,305		\$ 6,372
Less Un-collectables	0.50%	\$ 27	21.80%	\$ 1,389
Net Collections Vehicle		\$ 5,278		\$ 4,983
Oak Wolfe Total Tax Levy		\$ 50,713		\$ 50,166

060626

**2014-2015
Fire Tax Summary by District**

Glisson Fire District	2014-2015	Estimated Value & Receipts	2013-2014	Estimated Value & Receipts
Estimated Valuation Ad Valorem		\$ 156,409,354		\$ 147,546,089
Tax Rate		\$ 0.0650		\$ 0.0650
Gross Collections		\$ 101,666		\$ 95,905
Less Un-collectables	3.50%	\$ 3,558	3.50%	\$ 3,357
Net Collections Ad Valorem		\$ 98,108		\$ 92,548
Vehicle Valuation	First 4 mos.	\$ 1,724,566	First 4 mos.	\$ 1,636,746
	Last 8 mos.	\$ 1,619,823	Last 8 mos.	\$ 2,727,910
		\$ 3,344,389		\$ 4,364,656
Tax Rate	First 4 mos.	\$ 0.0650	First 4 mos.	\$ 0.0650
	Last 8 mos.	\$ 0.0650	Last 8 mos.	\$ 0.0650
Gross Collections	First 4 mos.	\$ 1,121	First 4 mos.	\$ 1,064
	Last 8 mos.	\$ 1,053	Last 8 mos.	\$ 1,773
		\$ 2,174		\$ 2,837
Less Un-collectables	0.50%	\$ 11	21.80%	\$ 618
Net Collections Vehicle		\$ 2,163		\$ 2,219
Glisson Total Tax Levy		\$ 100,271		\$ 94,767

000027

**2014-2015
Fire Tax Summary by District**

Sarecta Fire District	2014-2015	Estimated Value & Receipts	2013-2014	Estimated Value & Receipts
Estimated Valuation Ad Valorem		\$ 157,799,475		\$ 154,328,968
Tax Rate		\$ 0.0550		\$ 0.0550
Gross Collections		\$ 86,790		\$ 84,881
Less Un-collectables	3.50%	\$ 3,038	3.50%	\$ 2,971
Net Collections Ad Valorem		\$ 83,752		\$ 81,911
Vehicle Valuation	First 4 mos.	\$ 2,508,606	First 4 mos.	\$ 4,562,454
	Last 8 mos.	\$ 5,351,235	Last 8 mos.	\$ 7,604,090
		\$ 7,859,841		\$ 12,166,544
Tax Rate	First 4 mos.	\$ 0.0550	First 4 mos.	\$ 0.0550
	Last 8 mos.	\$ 0.0550	Last 8 mos.	\$ 0.0550
Gross Collections	First 4 mos.	\$ 1,380	First 4 mos.	\$ 2,509
	Last 8 mos.	\$ 2,943	Last 8 mos.	\$ 4,182
		\$ 4,322		\$ 6,691
Less Un-collectables	0.50%	\$ 22	21.80%	\$ 1,459
Net Collections Vehicle		\$ 4,300		\$ 5,232
Sarecta Total Tax Levy		\$ 88,052		\$ 87,142

000028

**2014-2015
Fire Tax Summary by District**

East Duplin Fire District	2014-2015	Estimated Value & Receipts	2013-2014	Estimated Value & Receipts
Estimated Valuation Ad Valorem		\$ 150,893,081		\$ 150,124,040
Tax Rate		\$ 0.0458		\$ 0.0458
Gross Collections		\$ 69,109		\$ 68,757
Less Un-collectables	3.50%	\$ 2,419	3.50%	\$ 2,406
Net Collections Ad Valorem		\$ 66,690		\$ 66,350
Vehicle Valuation	First 4 mos.	\$ 6,743,211	First 4 mos.	\$ 10,132,890
	Last 8 mos.	\$ 12,643,632	Last 8 mos.	\$ 16,888,150
		\$ 19,386,843		\$ 27,021,040
Tax Rate	First 4 mos.	\$ 0.0458	First 4 mos.	\$ 0.0458
	Last 8 mos.	\$ 0.0458	Last 8 mos.	\$ 0.0458
Gross Collections	First 4 mos.	\$ 3,088	First 4 mos.	\$ 4,641
	Last 8 mos.	\$ 5,791	Last 8 mos.	\$ 7,735
		\$ 8,879		\$ 12,376
Less Un-collectables	0.50%	\$ 44	21.80%	\$ 2,698
Net Collections Vehicle		\$ 8,835		\$ 9,678
East Duplin Total Tax Levy		\$ 75,525		\$ 76,028

000029

**2014-2015
Fire Tax Summary by District**

Albertson Fire District	2014-2015	Estimated Value & Receipts	2013-2014	Estimated Value & Receipts
Estimated Valuation Ad Valorem		\$ 80,375,776		\$ 79,849,656
Tax Rate		\$ 0.0750		\$ 0.0750
Gross Collections		\$ 60,282		\$ 59,887
Less Un-collectables	3.50%	\$ 2,110	3.50%	\$ 2,096
Net Collections Ad Valorem		\$ 58,172		\$ 57,791
Vehicle Valuation	First 4 mos.	\$ 4,430,679	First 4 mos.	\$ 6,947,910
	Last 8 mos.	\$ 9,540,603	Last 8 mos.	\$ 11,579,850
		\$ 13,971,282		\$ 18,527,760
Tax Rate	First 4 mos.	\$ 0.0750	First 4 mos.	\$ 0.0750
	Last 8 mos.	\$ 0.0750	Last 8 mos.	\$ 0.0750
Gross Collections	First 4 mos.	\$ 3,323	First 4 mos.	\$ 5,211
	Last 8 mos.	\$ 7,155	Last 8 mos.	\$ 8,685
		\$ 10,478		\$ 13,896
Less Un-collectables	0.50%	\$ 52	21.80%	\$ 3,029
Net Collections Vehicle		\$ 10,426		\$ 10,867
AlbertsonTotal Tax Levy		\$ 68,598		\$ 68,658

**2014-2015
Fire Tax Summary by District**

Stacy Britt Fire District	2014-2015	Estimated Value & Receipts	2013-2014	Estimated Value & Receipts
Estimated Valuation Ad Valorem		\$ 169,545,655		\$ 168,135,078
Tax Rate		\$ 0.0630		\$ 0.0630
Gross Collections		\$ 106,814		\$ 105,925
Less Un-collectables	3.50%	\$ 3,739	3.50%	\$ 3,707
Net Collections Ad Valorem		\$ 103,075		\$ 102,218
Vehicle Valuation	First 4 mos.	\$ 9,084,172	First 4 mos.	\$ 17,121,420
	Last 8 mos.	\$ 22,904,372	Last 8 mos.	\$ 28,535,700
		\$ 31,988,544		\$ 45,657,120
Tax Rate	First 4 mos.	\$ 0.0630	First 4 mos.	\$ 0.0630
	Last 8 mos.	\$ 0.0630	Last 8 mos.	\$ 0.0630
Gross Collections	First 4 mos.	\$ 5,723	First 4 mos.	\$ 10,786
	Last 8 mos.	\$ 14,430	Last 8 mos.	\$ 17,977
		\$ 20,152		\$ 28,763
Less Un-collectables	0.50%	\$ 101	21.80%	\$ 6,270
Net Collections Vehicle		\$ 20,051		\$ 22,493
Stacy Britt Total Tax Levy		\$ 123,126		\$ 124,710

000031

**2014-2015
Fire Tax Summary by District**

Franklin Fire District	2014-2015	Estimated Value & Receipts	2013-2014	Estimated Value & Receipts
Estimated Valuation Ad Valorem		\$ 23,711,543		\$ 23,431,451
Tax Rate		\$ 0.0800		\$ 0.0800
Gross Collections		\$ 18,969		\$ 18,745
Less Un-collectables	3.50%	\$ 664	3.50%	\$ 656
Net Collections Ad Valorem		\$ 18,305		\$ 18,089
Vehicle Valuation	First 4 mos.	\$ 483,969	First 4 mos.	\$ 638,136
	Last 8 mos.	\$ 740,441	Last 8 mos.	\$ 1,063,560
		\$ 1,224,410		\$ 1,701,696
Tax Rate	First 4 mos.	\$ 0.0750	First 4 mos.	\$ 0.0750
	Last 8 mos.	\$ 0.0750	Last 8 mos.	\$ 0.0750
Gross Collections	First 4 mos.	\$ 363	First 4 mos.	\$ 479
	Last 8 mos.	\$ 555	Last 8 mos.	\$ 798
		\$ 919		\$ 1,277
Less Un-collectables	0.50%	\$ 5	21.80%	\$ 278
Net Collections Vehicle		\$ 914		\$ 999
Franklin Total Tax Levy		\$ 19,219		\$ 19,088

**2014-2015
Fire Tax Summary by District**

North East Fire District	2014-2015	Estimated Value & Receipts	2013-2014	Estimated Value & Receipts
Estimated Valuation Ad Valorem		\$ 410,959,318		\$ 419,037,551
Tax Rate		\$ 0.0400		\$ 0.0400
Gross Collections		\$ 164,384		\$ 167,615
Less Un-collectables	3.50%	\$ 5,754	3.50%	\$ 5,867
Net Collections Ad Valorem		\$ 158,630		\$ 161,748
Vehicle Valuation	First 4 mos.	\$ 6,950,186	First 4 mos.	\$ 8,597,022
	Last 8 mos.	\$ 11,418,325	Last 8 mos.	\$ 14,328,370
		\$ 18,368,511		\$ 22,925,392
Tax Rate	First 4 mos.	\$ 0.0400	First 4 mos.	\$ 0.0400
	Last 8 mos.	\$ 0.0400	Last 8 mos.	\$ 0.0400
Gross Collections	First 4 mos.	\$ 2,780	First 4 mos.	\$ 3,439
	Last 8 mos.	\$ 4,567	Last 8 mos.	\$ 5,731
		\$ 7,347		\$ 9,170
Less Un-collectables	0.50%	\$ 37	21.80%	\$ 1,999
Net Collections Vehicle		\$ 7,310		\$ 7,171
North East Total Tax Levy		\$ 165,940		\$ 168,920

000033

Fire Districts

	2014-2015	2013-2014	Difference
Oak Wolfe District	50,713	50,166	547
Glisson (Pleasant Grove) District	100,271	94,767	5,504
Sarecta Fire District	88,052	87,142	910
East Duplin District	75,525	76,028	(503)
Albertson District	68,598	68,658	(60)
Stacy Britt(Warsaw) District	123,126	124,710	(1,584)
Franklin District	19,219	19,088	131
Northeast District	165,940	168,920	(2,980)
Total	691,444	689,479	1,965

DUPLIN COUNTY
ASSIGNMENT OF CLASSES TO SALARY GRADES
2014 - 2015

SALARY GRADE	MIN - MAX	% BY GRADE	TOTAL FOR GRADE	CLASS TITLES
53	18034 - 32024	0.018115	10	FAMILY CAREGIVER SUPPORT PROGRAM AIDE IN-HOME AIDE I
54	18762 - 33317	0.052536	29	CLERK TYPIST COOK (SHERIFF) HOUSEKEEPER HOUSEKEEPER (SOCIAL SERVICES) SOLID WASTE ATTENDANT
55	19519 - 34663	0.025362	14	PARK ATTENDANT TRANSPORTATION SPECIALIST
56	20306 - 36062	0.019927	11	COMMUNITY HEALTH TECHNICIAN LEAD HOUSEKEEPER LIBRARY ASSISTANT I LIBRARY DATA ENTRY OVERTIME-LIBRARY SITE MANAGER
57	21128 - 37519	0.016304	9	ACCOUNTING TECHNICIAN I (HEALTH) MEDICAL OFFICE ASSISTANT MEDICAL RECORDS ASSISTANT III (HEALTH) OFFICE ASSISTANT III (DSS)
58	21981 - 39036	0.019927	11	ANIMAL CONTROL CLERK ANIMAL SHELTER ATTENDANT HOMEBOUND MEAL COORDINATOR LIBRARY ASSISTANT II MEDICAL LABORATORY ASSISTANT III MUSEUM CURATOR SECRETARY I
59	22870 - 40613	0.023550	13	HOUSEKEEPING SUPERVISOR INCOME MAINTENANCE TECHNICIAN MAIL CLERK/RECEPTIONIST PROCESSING ASSISTANT IV (DSS) PROCESSING ASSISTANT IV (HEALTH) PUBLIC INFORMATION ASSISTANT IV (DSS)
60	23794 - 42254	0.028985	16	E-911 FIELD TECHNICIAN FOREIGN LANGUAGE INTERPRETER FOREIGN LANGUAGE INTERPRETER (HEALTH) GROUNDSKEEPER JAIL CUSTODIAN - LOCAL LIBRARY ASSISTANT III PUBLIC INFORMATION CLERK SECRETARY II SECRETARY/SCHEDULER/DISPATCHER
61	24753 - 43961	0.096014	53	ACCOUNTING CLERK V ACCOUNTING TECHNICIAN II (DSS) ACCOUNTING TECHNICIAN II (HEALTH) DENTAL ASSISTANT II INCOME MAINT. CASEWORKER I INSURANCE CLERK JAILER I - LOCAL PROCESSING ASSISTANT V PROCESSING UNIT SUPERVISOR V TAX ASSISTANT II TELECOMMUNICATOR I - LOCAL WATER ASSISTANT I

DUPLIN COUNTY
ASSIGNMENT OF CLASSES TO SALARY GRADES
2014 - 2015

SALARY GRADE	MIN - MAX	% BY GRADE	TOTAL FOR GRADE	CLASS TITLES
62	25755 - 45737	0.077898	43	ACCOUNTING CLERK V ADMINISTRATIVE ASST./VISITOR SERVICES ADMINISTRATIVE SECRETARY III (HEALTH) BLDG. MAINTENANCE CUSTODIAN BUILDING MAINTENANCE ASSISTANT III CARPENTER DEPUTY ANIMAL CONTROL OFFICER DEPUTY REGISTER OF DEEDS III EMT/BASIC EMT/BASIC W/A I EMT/BASIC W/A PARAMEDIC EQUIPMENT OPERATOR GIS ADDRESSING TECHNICIAN IN-HOME AIDE SUPER./OUTREACH WORKER LIBRARY ASSISTANT IV PAINTER SECRETARY I WATER TECHNICIAN I
63	26795 - 47586	0.065217	36	4-H ALL STAR AND PROJECT ALERT COORD ADMINISTRATIVE ASSISTANT I BUSINESS/PER. PROPERTY APPRAISER ASST. COMPUTER SUPPORT TECHNICIAN II GIS TECHNICIAN HUMAN RESOURCE PLACEMENT SPECIALIST INCOME MAINT. CASEWORKER II OUTREACH COUNSELOR PARENTING COUNSELOR SHERIFF ADMINISTRATIVE SECRETARY II SOLID WASTE ENFORCEMENT OFFICER TAX ASSISTANT III-COLLECTIONS
64	27878 - 49508	0.043478	24	AIRPORT TECHNICIAN EMT I W/A PARAMEDIC EMT/INTERMEDIATE HUMAN RESOURCE CLERK HVAC TECHNICIAN JAIL SHIFT LEADER LICENSED PRACTICAL NURSE TAC COORDINATOR VETERANS SERVICE OFFICER WATER TECHNICIAN II YOUTH SERVICES LIBRARY ASSISTANT
65	29005 - 51508	0.094202	52	ADDRESSING PROJECT COORDINATOR AUTOMOTIVE MECHANIC CHILD SUPPORT AGENT II COMMUNICATIONS OPERATION/EQUIPMENT COORD COMMUNICATIONS TRAINING/COMPLIANCE COORD DEPUTY SHERIFF I - LAW ELECTION SPECIALIST EVENT CENTER OFFICE/ACCOUNTING COORD INCOME MAINT. CASEWORKER III INCOME MAINTENANCE INVESTIGATOR I SHERIFF ADMINISTRATIVE SECRETARY IV TELECOMMUNICATOR SUPERVISOR
66	30175 - 53588	0.112318	62	ACCOUNTING/PAYROLL CLERK ACCOUNTS PAYABLE SPECIALIST BUSINESS/PERSONAL PROPERTY APPRAISER DEPUTY SHERIFF II - LAW EMT/PARAMEDIC REAL ESTATE APPRAISER REAL ESTATE SPECIALIST SCHOOL RESOURCE OFFICER - LAW SOCIAL WORKER I TRAINING OFFICER (SHERIFF) WATER TECHNICIAN II WATER TECHNICIAN III

DUPLIN COUNTY
ASSIGNMENT OF CLASSES TO SALARY GRADES
2014 - 2015

SALARY GRADE	MIN - MAX	% BY GRADE	TOTAL FOR GRADE	CLASS TITLES
67	31395 - 55753	0.054347	30	ACCOUNTING TECHNICIAN V (HEALTH) BILLINGS/COLLECTIONS SUPERVISOR (EMS) COMPUTER SUPPORT/TRAINING COORDINATOR DEPUTY PURCHASING AGENT DEPUTY SHERIFF III - LAW INCOME MAINTENANCE SUPERVISOR I INCOME MAINTENANCE SUPERVISOR II JAIL SERGEANT MARKETING & RESEARCH SERVICES ADMIN PUBLIC HEALTH EDUCATOR II (HEALTH) SOCIAL WORKER II SOIL CONSERVATION TECHNICIAN
68	32663 - 58005	0.028985	16	ANIMAL CONTROL OFFICER APPLICATIONS PROGRAMMER/ANALYST ASSISTANT REGISTER OF DEEDS II ASST. BLDG. MAINT. SUPERVISOR CHILD SUPPORT SUPERVISOR II ENVIRONMENTAL HEALTH INTERN SPECIALIST ENVIRONMENTAL HEALTH SPECIALIST INSPECTOR I LEGAL ASSISTANT LIEUTENANT (LOCAL) NARCOTIC AGENT I - LAW VETERANS SERVICE DIRECTOR
69	33982 - 60349	0.030797	17	ASSISTANT TRANSPORTATION COORDINATOR DEPUTY TAX COLLECTOR DETECTIVE I - LAW SOCIAL WORKER II SOIL CONSERVATION TECHNICIAN SOIL CONSERVATION TECHNICIAN II
70	35355 - 62786	0.048913	27	ADMINISTRATIVE OFFICER ADMINISTRATIVE OFFICER II ASSISTANT SOLID WASTE DIRECTOR COMPUTER SYSTEMS ADMINISTRATOR COMPUTER SYSTEMS ADMINISTRATOR (HEALTH) DETECTIVE II - LAW EMERGENCY MANAGEMENT COORD/SAFETY OFF. EMS SHIFT SUPERVISOR ENVIRONMENTAL HEALTH PROGRAM SPECIALIST GANG ENFORCEMENT OFFICER MEDICAL LABORATORY TECHNOLOGIST II NARCOTIC AGENT II - LAW NUTRITION/AGING ASSISTANT DIRECTOR PARALEGAL SERGEANT - LAW WATER TECHNICIAN III
71	36785 - 65323	0.010869	6	CABIN LAKE PARK SUPERINTENDENT EMS OPERATIONS OFFICER EMS TRAINING OFFICER ENVIRONMENTAL HEALTH SUPERVISOR SOCIAL WORKER II SOCIAL WORKER III WEB ADMINISTRATOR

DUPLIN COUNTY
ASSIGNMENT OF CLASSES TO SALARY GRADES
2014 - 2015

SALARY GRADE	MIN - MAX	% BY GRADE	TOTAL FOR GRADE	CLASS TITLES
72	38270 - 67964	0.023550	13	ACCOUNTANT/INTERNAL AUDITOR (FINANCE) ASSISTANT TAX ADMINISTRATOR GIS ADMINISTRATOR HUMAN RESOURCE SUPERVISOR IT PROJECT MANAGER/SYSTEM ANALYST NUTRITIONIST II (HEALTH) PUBLIC HEALTH NURSE II
73	39818 - 70706	0.027173	15	DEPUTY DIRECTOR OF ELECTIONS DIRECTOR OF ELECTIONS LIEUTENANT - LAW PUBLIC HEALTH NURSE III SOCIAL WORKER IV
74	41424 - 73564	0.014492	8	CHIEF INSPECTOR COMMUNICATIONS DIRECTOR INCOME MAINTENANCE ADMINISTRATOR II NUTRITIONIST III PUBLIC HEALTH NURSE SUPERVISOR I SOCIAL WORK SUPERVISOR II SOIL CONSERVATION DIRECTOR
75	43097 - 76537	0.007246	4	DEPUTY FINANCE OFFICER EXECUTIVE DIRECTOR-VISITOR SERVICES FIRE MARSHALL MARKETING AND EVENTS DIRECTOR SOCIAL WORK SUPERVISOR III
76	44839 - 79628	0.019927	11	ASSISTANT WATER SUPERVISOR CAPTAIN - LAW EMERGENCY SERVICES DIRECTOR FACILITIES COORDINATOR LIBRARY DIRECTOR NUTRITIONIST DIRECTOR PUBLIC HEALTH NURSE SUPERVISOR II REGISTER OF DEEDS SOLID WASTE/GARAGE MAINTENANCE DIRECTOR TRANSPORTATION/NUTRITION/AGING DIRECTOR WATER OFFICE SUPERVISOR
77	46651 - 82845	0.001811	1	HUMAN RESOURCE DIRECTOR SOCIAL WORK PROGRAM MANAGER
79	50497 - 89674	0.003623	2	AIRPORT MANAGER SOFTWARE ADMINISTRATOR TAX ADMINISTRATOR
80	52539 - 93298	0.005434	3	ECONOMIC DEVELOPMENT DIRECTOR MIS DIRECTOR UTILITY DIRECTOR
81	54661 - 97066	0.005434	3	PHYSICIAN'S EXTENDER II SECTION MANAGER/PLANNER
83	59165 - 105068	0.005434	3	COUNTY SOCIAL SERVICES DIRECTOR LOCAL HEALTH DIRECTOR SHERIFF - LAW
84	61556 - 109313	0.001811	1	FINANCE OFFICER/PURCHASING/ASST. CO. MGR
86	66630 - 118324	0.001811	1	COUNTY ATTORNEY
88	72121 - 128077	0.001811	1	COUNTY MANAGER
95	95164 - 168999	0.001811	1	PHYSICIAN III

**DUPLIN COUNTY SALARY SCHEDULE
EFFECTIVE JULY 1, 2014**

50	1A 16012 7.6961	1B 16333 7.8524	2A 16680 8.0096	2B 16933 8.1697	3A 17333 8.3332	3B 17681 8.5005	4A 18034 8.6702	4B 18394 8.8433	5A 18752 9.0202	5B 19137 9.2005	6A 19519 9.3841	6B 19909 9.5716	7A 20306 9.7625	7B 20714 9.9587	8A 21128 10.1577	8B 21551 10.3611	9A 22423 10.5678	9B 22870 10.7803	10A 23270 10.9952	10B 23794 11.2149	11A 24269 11.4394	11B 24753 11.6678	12A 25249 11.9005	12B 25755 12.1389	13A 26269 12.3822	13B 26795 12.6293	14A 27331 12.8822	14B 27878 13.1389	15A 28436 13.4029	15B 29005 13.6712	16A 29584 13.9447	16B 30175 14.2231	17A 30781 14.5072	17B 31395 14.7966	18A 32024 15.0938	18B 32663 15.3962	19A 33317 15.7034	19B 33982 16.0178	20A 34663 16.3375	20B 35355 16.6649	21A 36062 17.0005	21B 36785 17.3375	22A 38270 17.6851	22B 39036 18.0380	23A 39818 18.3990	23B 40613 18.7673	24A 42254 19.1433	24B 43097 19.5255	25A 44397 19.9154	25B 45368 20.3144	26A 46651 20.7197	26B 47586 21.1351	27A 48958 21.5572	27B 50497 21.9889	28A 51988 22.4284	28B 53588 22.8779	29A 55150 23.3346	29B 56888 23.8019	30A 58630 24.2774	30B 60349 24.7635	31A 62786 25.2591	31B 64651 25.7635	32A 67006 26.2793	32B 69322 27.3404	33A 71212 28.4447	33B 73564 29.0139	34A 76537 29.5942	34B 78928 30.1856	35A 81222 30.7899	35B 83733 31.4053	36A 87076 32.0337	36B 89933 32.8750	37A 92222 33.7279	37B 95150 34.5844	38A 100000 35.4165	38B 103000 36.1656	39A 107000 36.8796	39B 110200 37.6200	40A 113500 38.4100	40B 117000 39.1200	41A 120000 40.0000	41B 124000 41.6000	42A 130000 43.2000	42B 135000 45.0000	43A 140000 48.0000	43B 146000 50.0000	44A 150000 51.0000	44B 157000 53.0000	45A 160000 54.0000	45B 168000 57.0000	46A 170000 59.0000	46B 179000 62.0000	47A 180000 64.0000	47B 190000 68.0000	48A 190000 70.0000	48B 200000 74.0000	49A 200000 75.0000	49B 210000 79.0000	50A 210000 80.0000	50B 220000 84.0000
----	-----------------------	-----------------------	-----------------------	-----------------------	-----------------------	-----------------------	-----------------------	-----------------------	-----------------------	-----------------------	-----------------------	-----------------------	-----------------------	-----------------------	------------------------	------------------------	------------------------	------------------------	-------------------------	-------------------------	-------------------------	-------------------------	-------------------------	-------------------------	-------------------------	-------------------------	-------------------------	-------------------------	-------------------------	-------------------------	-------------------------	-------------------------	-------------------------	-------------------------	-------------------------	-------------------------	-------------------------	-------------------------	-------------------------	-------------------------	-------------------------	-------------------------	-------------------------	-------------------------	-------------------------	-------------------------	-------------------------	-------------------------	-------------------------	-------------------------	-------------------------	-------------------------	-------------------------	-------------------------	-------------------------	-------------------------	-------------------------	-------------------------	-------------------------	-------------------------	-------------------------	-------------------------	-------------------------	-------------------------	-------------------------	-------------------------	-------------------------	-------------------------	-------------------------	-------------------------	-------------------------	-------------------------	-------------------------	-------------------------	--------------------------	--------------------------	--------------------------	--------------------------	--------------------------	--------------------------	--------------------------	--------------------------	--------------------------	--------------------------	--------------------------	--------------------------	--------------------------	--------------------------	--------------------------	--------------------------	--------------------------	--------------------------	--------------------------	--------------------------	--------------------------	--------------------------	--------------------------	--------------------------	--------------------------	--------------------------

000039

DUPLIN COUNTY SALARY SCHEDULE
EFFECTIVE JULY 1, 2014

	1A	1B	2A	2B	3A	3B	4A	4B	5A	5B	6A	6B	7A	8A	8B	9A	9B	10A	10B	11A	11B	12A	12B	13A	13B	14A	14B	15A	15B							
80	52539 26.2591	53588 25.7635	54661 26.2793	55763 26.8043	56868 27.3404	58005 27.8870	59186 28.4447	60349 29.0139	61556 29.5942	62786 30.1856	64043 30.7899	65323 31.4053	66630 32.0337	67964 32.6750	69322 33.3279	70706 33.9933	72121 34.6736	73564 35.3673	75034 36.0740	76537 36.7966	78068 37.5327	79628 38.2827	81222 39.0490	82845 39.8293	84502 40.6260	86192 41.4385	87917 42.2678	89674 43.1125	91470 43.9760	93298 44.8548	95164 45.7519	97066 46.6663	99008 47.6000	100988 48.5519	103009 49.5236	105068 50.5135
81	54681 26.2793	55753 26.8043	56868 27.3404	58005 27.8870	59186 28.4447	60349 29.0139	61556 29.5942	62786 30.1856	64043 30.7899	65323 31.4053	66630 32.0337	67964 32.6750	69322 33.3279	70706 33.9933	72121 34.6736	73564 35.3673	75034 36.0740	76537 36.7966	78068 37.5327	79628 38.2827	81222 39.0490	82845 39.8293	84502 40.6260	86192 41.4385	87917 42.2678	89674 43.1125	91470 43.9760	93298 44.8548	95164 45.7519	97066 46.6663	99008 47.6000	100988 48.5519	103009 49.5236	105068 50.5135		
82	56868 27.3404	58005 27.8870	59186 28.4447	60349 29.0139	61556 29.5942	62786 30.1856	64043 30.7899	65323 31.4053	66630 32.0337	67964 32.6750	69322 33.3279	70706 33.9933	72121 34.6736	73564 35.3673	75034 36.0740	76537 36.7966	78068 37.5327	79628 38.2827	81222 39.0490	82845 39.8293	84502 40.6260	86192 41.4385	87917 42.2678	89674 43.1125	91470 43.9760	93298 44.8548	95164 45.7519	97066 46.6663	99008 47.6000	100988 48.5519	103009 49.5236	105068 50.5135				
83	59166 28.4447	60349 29.0139	61556 29.5942	62786 30.1856	64043 30.7899	65323 31.4053	66630 32.0337	67964 32.6750	69322 33.3279	70706 33.9933	72121 34.6736	73564 35.3673	75034 36.0740	76537 36.7966	78068 37.5327	79628 38.2827	81222 39.0490	82845 39.8293	84502 40.6260	86192 41.4385	87917 42.2678	89674 43.1125	91470 43.9760	93298 44.8548	95164 45.7519	97066 46.6663	99008 47.6000	100988 48.5519	103009 49.5236	105068 50.5135						
84	61556 29.5942	62786 30.1856	64043 30.7899	65323 31.4053	66630 32.0337	67964 32.6750	69322 33.3279	70706 33.9933	72121 34.6736	73564 35.3673	75034 36.0740	76537 36.7966	78068 37.5327	79628 38.2827	81222 39.0490	82845 39.8293	84502 40.6260	86192 41.4385	87917 42.2678	89674 43.1125	91470 43.9760	93298 44.8548	95164 45.7519	97066 46.6663	99008 47.6000	100988 48.5519	103009 49.5236	105068 50.5135								
85	64043 30.7899	65323 31.4053	66630 32.0337	67964 32.6750	69322 33.3279	70706 33.9933	72121 34.6736	73564 35.3673	75034 36.0740	76537 36.7966	78068 37.5327	79628 38.2827	81222 39.0490	82845 39.8293	84502 40.6260	86192 41.4385	87917 42.2678	89674 43.1125	91470 43.9760	93298 44.8548	95164 45.7519	97066 46.6663	99008 47.6000	100988 48.5519	103009 49.5236	105068 50.5135										
86	66630 32.0337	67964 32.6750	69322 33.3279	70706 33.9933	72121 34.6736	73564 35.3673	75034 36.0740	76537 36.7966	78068 37.5327	79628 38.2827	81222 39.0490	82845 39.8293	84502 40.6260	86192 41.4385	87917 42.2678	89674 43.1125	91470 43.9760	93298 44.8548	95164 45.7519	97066 46.6663	99008 47.6000	100988 48.5519	103009 49.5236	105068 50.5135												
87	69322 33.3279	70706 33.9933	72121 34.6736	73564 35.3673	75034 36.0740	76537 36.7966	78068 37.5327	79628 38.2827	81222 39.0490	82845 39.8293	84502 40.6260	86192 41.4385	87917 42.2678	89674 43.1125	91470 43.9760	93298 44.8548	95164 45.7519	97066 46.6663	99008 47.6000	100988 48.5519	103009 49.5236	105068 50.5135														
88	72121 34.6736	73564 35.3673	75034 36.0740	76537 36.7966	78068 37.5327	79628 38.2827	81222 39.0490	82845 39.8293	84502 40.6260	86192 41.4385	87917 42.2678	89674 43.1125	91470 43.9760	93298 44.8548	95164 45.7519	97066 46.6663	99008 47.6000	100988 48.5519	103009 49.5236	105068 50.5135																
89	75034 36.0740	76537 36.7966	78068 37.5327	79628 38.2827	81222 39.0490	82845 39.8293	84502 40.6260	86192 41.4385	87917 42.2678	89674 43.1125	91470 43.9760	93298 44.8548	95164 45.7519	97066 46.6663	99008 47.6000	100988 48.5519	103009 49.5236	105068 50.5135																		
90	78068 37.5327	79628 38.2827	81222 39.0490	82845 39.8293	84502 40.6260	86192 41.4385	87917 42.2678	89674 43.1125	91470 43.9760	93298 44.8548	95164 45.7519	97066 46.6663	99008 47.6000	100988 48.5519	103009 49.5236	105068 50.5135																				
91	81222 39.0490	82845 39.8293	84502 40.6260	86192 41.4385	87917 42.2678	89674 43.1125	91470 43.9760	93298 44.8548	95164 45.7519	97066 46.6663	99008 47.6000	100988 48.5519	103009 49.5236	105068 50.5135																						
92	84502 40.6260	86192 41.4385	87917 42.2678	89674 43.1125	91470 43.9760	93298 44.8548	95164 45.7519	97066 46.6663	99008 47.6000	100988 48.5519	103009 49.5236	105068 50.5135																								
93	87917 42.2678	89674 43.1125	91470 43.9760	93298 44.8548	95164 45.7519	97066 46.6663	99008 47.6000	100988 48.5519	103009 49.5236	105068 50.5135																										
94	91470 43.9760	93298 44.8548	95164 45.7519	97066 46.6663	99008 47.6000	100988 48.5519	103009 49.5236	105068 50.5135																												
95	95164 45.7519	97066 46.6663	99008 47.6000	100988 48.5519	103009 49.5236	105068 50.5135																														
96	99008 47.6000	100988 48.5519	103009 49.5236	105068 50.5135																																

10-3100-000	AD VALOREM TAXES	-25867394.00
10-3100-160	REFUND - AD VALOREM TAXES	.00
10-3101-000	TAXES - MOTOR VEHICLE	-2899720.00
10-3101-160	REFUND - MOTOR VEHICLES TAX	.00
10-3102-000	RENTAL VEH GROSS RECEIPTS TA	-11000.00
10-3120-410	ATTORNEY FEES	-32244.00
10-3230-360	STATE-MEDICAID HOLD HARMLESS	.00
10-3231-000	SALES TAX 1	-2402625.00
10-3232-000	SALES TAX 1/2 (70% ART.40)	-1942340.00
10-3233-000	SALES TAX 1/2 (40% ART.42)	-843800.00
10-3234-000	SALES TAX 1/2 (ART 44)	.00
10-3235-000	SALES TAX 1/4 (ART. 46)	-730000.00
10-3240-000	EXCISE TAX (REAL PROPERTY TR	-68000.00
10-3260-001	PRIVILEGE LICENSE	-4500.00
10-3260-002	BEER LICENSE-NCGS 105-113.78	-2000.00
10-3261-000	FRANCHISE - CABLE TV	-12000.00
10-3313-411	SCHOOL RESOURCE OFFICER-BD O	-861354.00
10-3314-410	FEE-ROAD NAME CHANGE	.00
10-3340-410	FIRE INSPECTION FEE	-32000.00
10-3344-000	REGISTER OF DEEDS FEES	-197500.00
10-3344-001	REFUND - REGISTER OF DEEDS F	.00
10-3344-002	MARRIAGE LICENSES FEES	-21000.00
10-3345-000	BUILDING INSPECTION FEES	-155000.00
10-3345-001	BUILDING PERMIT FEES	-102000.00
10-3416-410	COURT FACILITIES FEES	-120000.00

10-3417-410	ELECTION FEES	.00
10-3424-210	SALES: HOUSEKEEPING SUPPLIE	.00
10-3424-250	SALES: GASOLINE & OIL	.00
10-3424-260	SALES: OFFICE SUPPLIES	.00
10-3424-311	SALES: CAR POOL COST	.00
10-3424-325	SALES: POSTAGE	.00
10-3424-351	SALES: BUILDINGS & GROUNDS	.00
10-3424-352	SALES: COMPUTER SUPPLIES	.00
10-3424-353	SALES: GARAGE	.00
10-3424-430	SALES: COPIES	.00
10-3425-353	SALES: GARAGE LABOR	-16000.00
10-3430-890	CONTRIBUTION-CALYPSO	-18000.00
10-3430-891	CONTRIBUTION-FAISON	-111917.00
10-3431-230	FED SEIZED ASSETS-JUSTICE	.00
10-3431-231	FED SEIZED ASSETS-TREASURY	.00
10-3431-261	FED-DEA SALARIES OVERTIME	.00
10-3431-262	FED-TREASURY-REIMB FOR ICE E	.00
10-3431-264	FED-CUSTOMS & BORDER PROTECT	.00
10-3431-265	FED-IRS SEIZURES	.00
10-3431-266	FED-ALCOHOL, TOBACCO & FIREA	.00
10-3431-270	DEPT OF JUST-ALIEN GRT 2013A	.00
10-3431-300	SHERIFF-MENTAL HEALTH TRANSP	-10000.00
10-3431-410	OFFICERS FEES	-115000.00
10-3431-411	SHERIFF-GUN PERMITS	-5500.00
10-3431-412	SHERIFF-CONCEALED HAND GUN P	.00

10-3431-413	SHERIFF-FINGER PRINTING FEE	-5000.00
10-3431-414	SHERIFF-IV-D SUPPORT-SOC SVC	-117549.00
10-3431-820	SALES: FEDERALLY SEIZED ASSE	.00
10-3432-420	JAIL FEES	-30000.00
10-3432-421	JAIL FEES-DWI	-4000.00
10-3432-422	JAIL FEES-STATE INMATES	-20000.00
10-3432-423	JAIL-INMATE PHONE REVENUE	-17500.00
10-3432-424	JAIL REIMB FROM INMATES	-1500.00
10-3432-427	JAIL FEES-HOUSE ARREST	.00
10-3432-840	COMMISSION-JAIL CANTEEN-OASI	-16000.00
10-3433-360	STATE-E911 ECATS REIMBURSEME	.00
10-3434-361	STATE-EMER MNGT PERFORMANCE	-35500.00
10-3434-363	STATE-PUB SAF GT-EMW-2012-SS	.00
10-3434-364	STATE PUB SAF GT-2010-SS-TO-	.00
10-3434-365	STATE-HOMELD SEC-2010-SS-TO-	.00
10-3434-366	STATE PUB SAF-HLS GRT-EMW-20	.00
10-3434-367	STATE-PUB SFT GRT-2013-SS-00	.00
10-3435-840	GIS/ADDRESSING REIMBURSEMENT	-19086.00
10-3437-260	EMS MEDICARE	-1109347.00
10-3437-370	EMS FEES-FROM OTHER STATE AG	-800.00
10-3437-410	EMS CALL FEES	-708069.00
10-3437-411	EMS STAND-BY FEES	.00
10-3437-412	EMS CALL FEE REFUNDS	.00
10-3437-420	EMS MEDICAID	-400000.00
10-3437-840	CONTRIBUTION FROM TOWNS-EMS	.00

10-3437-841	DONATIONS-EMS	.00
10-3438-410	ANIMAL CONTROL FEES	-23000.00
10-3438-411	JUDGEMENTS-ANIMAL CONTROL	.00
10-3438-412	ANIMAL DISPOSAL REVENUE	-750.00
10-3450-410	VOLUNTARY AGR DIST FEE	-300.00
10-3450-958	RENT-COOPERATIVE EXTENSION	-10500.00
10-3450-960	RENT-LIVESTOCK FACILITY	-11000.00
10-3452-260	GRANT-EASTPOINT-COOP EXT 4H	.00
10-3453-260	GRANT-VIDANT DUPLIN FOUNDATI	.00
10-3453-840	CONTRIBUTIONS-4H EFNEP GRANT	.00
10-3491-420	LEASE FEES-BUYOUT PROPERTY	.00
10-3491-440	SUBDIVISION REVIEW FEES	.00
10-3492-260	GRANT-ONE NC FUND	.00
10-3492-261	GTP-CLOSE OUT CONTRIBUTION	.00
10-3492-841	DONATIONS-JSCC-WPBTC	.00
10-3496-360	STATE-SOIL & WATER CONSERVAT	-47998.00
10-3496-410	SOIL & WATER CONSERVATION FE	.00
10-3496-411	B-MAP FEES	-9000.00
10-3496-840	SOIL & WATER DONATIONS	.00
10-3496-960	GRANT-NC FOUND OF S&W-MKT-BA	.00
10-3503-360	STATE-BIOTERRORISM	-36648.00
10-3504-260	DENTAL MEDICARE	.00
10-3504-410	DENTAL FEES	-30700.00
10-3504-420	DENTAL MEDICAID	-209386.00
10-3504-991	FUND BAL-DENTAL	.00

10-3505-420	PREGNANCY CARE MGT MEDICAID	-137877.00
10-3505-991	RES FUND BAL-PREGNANCY CARE	.00
10-3506-410	OBESITY CLINIC FEES	.00
10-3506-420	OBESITY CLINIC MEDICAID FEES	.00
10-3506-840	CAPE FEAR OBESITY CLINIC GRA	.00
10-3509-360	STATE-PREGNANCY CARE MGT-NON	-30137.00
10-3510-260	GENERAL MEDICARE	.00
10-3510-360	STATE-HEALTH	-32554.00
10-3510-410	GENERAL HEALTH FEES	.00
10-3510-420	GENERAL HEALTH MEDICAID (FLO	.00
10-3510-958	GENERAL HEALTH-RENT OFFICE S	-4800.00
10-3511-360	STATE-ENVIRONMENTAL HEALTH	-4000.00
10-3511-410	ENVIRONMENTAL HEALTH FEES	-30500.00
10-3511-411	ENVIRONMENTAL HEALTH PERMITS	-29500.00
10-3511-840	ENVIRON. HEALTH-LAKE LEAMON	.00
10-3512-360	STATE-FOOD & LODGING	.00
10-3512-362	STATE-SUMMER FOOD PROGRAM	.00
10-3513-260	COMMUNICABLE DISEASE MEDICAR	.00
10-3513-360	STATE-COMMUNICABLE DISEASE	-4940.00
10-3513-410	COMMUNICABLE DISEASE FEES	-4800.00
10-3513-420	COMMUNICABLE DISEASE MEDICAI	-8000.00
10-3513-430	EMR INCENTIVES	-2295.00
10-3514-260	IMMUNIZATIONS MEDICARE	-6400.00
10-3514-360	STATE-IMMUNIZATION PLAN	.00
10-3514-410	IMMUNIZATION FEES	-39300.00

10-3514-420	IMMUNIZATION MEDICAID	-40700.00
10-3514-430	EMR INCENTIVES	-2295.00
10-3514-991	RES FUND BAL-IMMUNIZATIONS	.00
10-3515-260	PRIMARY CARE MEDICARE	-10500.00
10-3515-410	PRIMARY CARE FEES	-103700.00
10-3515-420	PRIMARY CARE MEDICAID	-169000.00
10-3515-430	EMR INCENTIVES	-8160.00
10-3515-840	GRANT-KEEN ON TEEN VACCINE P	.00
10-3516-360	STATE-COMMUNITY HEALTH/PROMO	-13074.00
10-3516-361	STATE-STD DRUGS	-2984.00
10-3516-842	VIDANT HLTH-DIABETIC MGT GRA	.00
10-3517-840	GRANT-CTG PROJECT-ROBESON CO	.00
10-3518-360	STATE-MATERNAL HEALTH	-60157.00
10-3518-410	MATERNAL HEALTH FEES	-16000.00
10-3518-420	MATERNAL HEALTH MEDICAID	-114500.00
10-3518-430	EMR INCENTIVES	-5100.00
10-3518-991	RES FUND BAL-MATERNAL HEALTH	.00
10-3519-260	FAMILY PLANNING MEDICARE	.00
10-3519-360	STATE-FAMILY PLANNING	-101515.00
10-3519-410	FAMILY PLANNING FEE	-20900.00
10-3519-420	FAMILY PLANNING MEDICAID	-39100.00
10-3519-430	EMR INCENTIVES	-3570.00
10-3519-991	RES FUND BAL-FAMILY PLANNING	.00
10-3520-360	STATE-CHILD HEALTH	-43659.00
10-3520-410	CHILD HEALTH FEES	-5600.00

10-3520-420	CHILD HEALTH MEDICAID	-135700.00
10-3520-430	EMR INCENTIVES	-3060.00
10-3520-991	RES FUND BAL-CHILD HEALTH	.00
10-3521-260	WELLNESS MEDICARE	-1300.00
10-3521-360	STATE-WELLNESS	-48000.00
10-3521-410	COUNTY WELLNESS FEES	-13100.00
10-3521-411	COUNTY WELLNESS-GYM FEES	-18000.00
10-3521-420	WELLNESS MEDICAID	-800.00
10-3522-410	UHS-HEALTHY WEIGHT CLINIC FE	.00
10-3522-420	UHS-HEALTHY WEIGHT CLINIC ME	.00
10-3522-841	UHS-HEALTHY WEIGHT CLINIC GR	.00
10-3523-360	STATE-CC4C	-5297.00
10-3523-420	CC4C MEDICAID	-207642.00
10-3523-991	RES FUND BAL-CC4C	.00
10-3524-360	STATE-WIC-CLIENT SERVICES	-318584.00
10-3524-361	STATE-WIC-NUTRITION EDUCATIO	-108312.00
10-3524-362	STATE-WIC-BREASTFEEDING PROM	-14421.00
10-3524-363	STATE-WIC-GENERAL ADMINISTRA	-7783.00
10-3524-364	STATE-WIC-CROSSROADS TRAININ	.00
10-3524-840	GRANT-INTERPRETER OFF.MIN.HE	.00
10-3526-361	STATE-PEER BREASTFEEDING	-21922.00
10-3528-360	STATE-CDC TUBERCULOSIS	.00
10-3529-360	STATE-TUBERCULOSIS	-64728.00
10-3529-362	STATE-TB MED SERVC	-2023.00
10-3529-420	TUBERCULOSIS MEDICAID	-4500.00

10-3529-430	EMR INCENTIVES	-1020.00
10-3530-361	STATE-SOCIAL SERVICES	-4742421.00
10-3530-365	STATE-TITLE IV-D CHILD SUPPO	-58060.00
10-3530-370	BABY LOVE ASST FUNDS(OFFSET	.00
10-3530-410	NC HEALTH CHOICE ENROLLMENT	-8600.00
10-3530-411	HCWD ENROLLMENT FEES	.00
10-3530-420	SOCIAL SERVICES MEDICAID-AT	.00
10-3530-890	FOOD STAMP FRAUD COLLECTIONS	-20000.00
10-3534-840	GRANT-DUKE ENERGY LOW INCOME	-49965.00
10-3537-410	IV-D APPLICATION FEE	-500.00
10-3537-890	IV-D CLIENT FEES	-200.00
10-3537-891	PATERNITY TESTING	-1250.00
10-3541-361	STATE-TANF	-1500.00
10-3543-360	STATE-MEDICAID TRANSPORTATIO	-705000.00
10-3543-362	MEDICAID FRAUD FUNDS COLLECT	-29000.00
10-3544-360	STATE-FOSTER CHILD	-357570.00
10-3546-360	STATE-ADOPTION ASSISTANCE FU	-5000.00
10-3560-481	SALES: AGING NUTRITION SUPP	-38000.00
10-3561-360	STATE-SHIIP(AGING)	.00
10-3563-360	STATE-AGING FANS	.00
10-3565-360	STATE-AGING IN HOME AIDE SER	-71813.00
10-3565-410	AGING IN HOME AIDE SERVICES	.00
10-3565-992	COUNTY FUNDS-AGING IN HOME A	.00
10-3565-993	IN-KIND AGING IN HOME AIDE S	.00
10-3567-360	STATE-AGING TRANSPORTATION	.00

10-3567-410	PROJECT INCOME-AGING TRANSP	.00
10-3567-992	COUNTY FUNDS-TRANSPORTATION	.00
10-3567-993	IN-KIND TRANSPORTATION TITLE	.00
10-3568-361	STATE-TITLE III-F HEALTH PRO	.00
10-3568-992	COUNTY FUNDS-TITLE III-F HEA	.00
10-3573-360	STATE-HOUSING & HOME IMPROVE	.00
10-3573-410	PROGRAM INCOME-HOUSING & HOM	.00
10-3573-992	COUNTY FUNDS-HOUSING & HOME	.00
10-3573-993	IN KIND-HOUSING & HOME IMPRO	.00
10-3575-260	USDA-HOMEBOUND MEALS	.00
10-3575-360	STATE-NUTRITION-HOMEBOUND ME	-35158.00
10-3575-410	PROJECT INCOME-HOMEBOUND MEA	.00
10-3575-992	COUNTY FUNDS-5921	.00
10-3575-993	IN-KIND CONTRIBUTION 5921	.00
10-3576-260	USDA-NUTRITION	.00
10-3576-360	STATE-NUTRITION	-25867.00
10-3576-410	NUTRITION FEES	.00
10-3576-992	COUNTY FUNDS-NUTRITION	.00
10-3576-993	IN-KIND NUTRITION	.00
10-3577-360	STATE-SENIOR CENTER OPERATIO	.00
10-3577-992	COUNTY FUNDS-SENIOR CENTER O	.00
10-3578-360	STATE-FAMILY CAREGIVER	-10955.00
10-3578-410	PROGRAM INCOME-FAMILY CAREGI	.00
10-3582-360	STATE-VETERAN	-1452.00
10-3583-360	STATE-JCPC-4-H OUTREACH	.00

10-3583-361	STATE-JCPC-DUPLIN PARENTING	.00
10-3583-362	STATE-JCPC ADMINISTRATION	.00
10-3583-363	STATE-JCPC-JUVENILE COURT PS	.00
10-3583-365	STATE-JCPC-GANG AWARENESS	.00
10-3583-366	STATE-JCPC-RESTITUTION/TEEN	.00
10-3583-840	REIMB-GANG AWARENESS-BD OF E	.00
10-3585-360	STATE-DAY CARE	-2517048.00
10-3585-410	DAY CARE FRAUD RECOVERY	.00
10-3611-360	STATE-LIBRARY	-117000.00
10-3611-361	STATE-FROM FED-LSTA GRANT	.00
10-3611-410	LIBRARY FEES	-12400.00
10-3611-840	CONTRIBUTION-LAW LIBRARY	-3870.00
10-3611-845	DONATIONS - LIBRARY	.00
10-3611-846	ASSOC OF RURAL/SMALL LIB-AID	.00
10-3611-860	GRANT-NC COMMUNITY FOUNDATIO	.00
10-3612-410	CABIN LAKE FEES	-44000.00
10-3612-480	CONCESSIONS-CABIN LAKE	-200.00
10-3612-841	DONATIONS-CABIN LAKE	.00
10-3614-840	DONATIONS - MUSEUM	-500.00
10-3701-411	EVENTS CENTER FEES	-50000.00
10-3701-412	CONCESSION REVENUE	-10000.00
10-3831-000	INTEREST EARNED	-1700.00
10-3831-416	INTEREST-COURT SYSTEM	-275.00
10-3831-430	INT-FED SEIZED ASSETS-TREASU	.00
10-3831-431	INT-FED SEIZED ASSETS-JUSTIC	.00

10-3831-432	INT-FED-SEIZED-CUSTOMS&BORDE	.00
10-3831-433	INT-FED SEIZED-IRS SEIZURES	.00
10-3831-434	INT-FED SEIZED-ALC-TOB-FIREA	.00
10-3833-601	CONTRIBUTION-HOMEMAKER	.00
10-3834-000	RENT-LAND/COMMUNITY BLDGS	-10904.00
10-3834-001	RENT-MENTAL HEALTH	-40000.00
10-3834-958	RENT-FARM SERVICES-FEDERAL	-76076.00
10-3835-820	SALES: FIXED ASSETS	.00
10-3837-001	ABC PROFITS (35% GENERAL)	-45000.00
10-3837-002	ABC PROFITS (10% DRAINAGE)	-15000.00
10-3839-000	MISCELLANEOUS	.00
10-3839-019	REIMBURSEMENT FROM 911 FUND	.00
10-3839-850	INSURANCE SETTLEMENTS	.00
10-3839-890	SALES: SHERIFF COPIES	-300.00
10-3839-891	SALES: MAPS & COPIES (TAX OF	-1000.00
10-3840-000	ADM. FEE - COBRA	.00
10-3840-001	RETURNED CHECK FEES	.00
10-3911-840	GRANT-INTERN-SECU THRU RURAL	.00
10-3924-000	RENT-UTILITIES-WEST PARK TEC	.00
10-3981-000	ADM. FEE - FUNDS COLLECTED	-20000.00
10-3981-029	ADM. FEE - TOURISM DEVELOPME	-4250.00
10-3981-066	ADM. FEE - SOLID WASTE FEES	-41500.00
10-3981-410	SALES-DUPLIN COUNTY DESIGNS	.00
10-3981-891	CONTRIBUTION-TOWNS RPO	-1320.00
10-3990-004	FUND BAL-FINGER PRINTING FEE	.00

10-3990-005	FUND BAL-CONCEALED HAND GUN	.00
10-3990-013	FUND BAL-DAY CARE FRAUD	.00
10-3990-431	FUND BAL-FED SEIZED-JUSTICE	.00
10-3990-432	FUND BAL-FED SEIZED-CUSTOM&B	.00
10-3990-433	FUND BAL-FED SEIZED-IRS SEIZ	.00
10-3990-434	FUND BAL-FED SEIZED-ALC-TOB-	.00
10-3990-435	FUND BAL-FED SEIZED-TREASURY	.00
10-3991-001	FUND BAL-COURT FACILITY	.00
10-3991-050	FUND BAL-CARRYOVER PURCHASE	.00
10-3991-051	FUND BAL-CARRY OVER GRANT RE	.00
10-3991-052	FUND BAL-CARRY OVER PROJECTS	.00
10-3991-991	FUND BALANCE	-2404214.00

		-53095204.00

GOVERNING BOARD

- 4110

10-4110-121	SALARIES	55000.00
10-4110-181	SOCIAL SECURITY	4208.00
10-4110-182	RETIREMENT	.00
10-4110-183	HOSPITAL INSURANCE	31680.00
10-4110-185	UNEMPLOYMENT INSURANCE	.00
10-4110-186	WORKERS COMPENSATION INSURAN	138.00
10-4110-197	COUNTY AUDIT	47800.00
10-4110-198	SALES TAX/UTILITY AUDIT	2000.00
10-4110-199	PROFESSIONAL SERVICES	5000.00
10-4110-201	AUCTION FEE-GOVDEALS/E-BAY	3500.00
10-4110-260	SUPPLIES	1600.00
10-4110-272	SALES TAX ON DC DESIGNS	.00
10-4110-311	TRAVEL/TRAINING/MEALS	1200.00
10-4110-321	TELEPHONE	.00
10-4110-325	POSTAGE	100.00
10-4110-391	ADVERTISING	250.00
10-4110-450	INSURANCE	43410.00
10-4110-451	LAWSUIT DEDUCTIBLE	.00
10-4110-491	DUES	31500.00
10-4110-500	LAND PURCHASE	.00

227386.00

REVENUES

COUNTY FUNDS

227386.00

227386.00

NON-DEPARTMENTAL - 4111

10-4111-126	CONTINGENCY-OVERTIME	15000.00
10-4111-127	CONTINGENCY-PERSONNEL	20000.00
10-4111-183	HOSPITAL INSURANCE	270000.00
10-4111-185	UNEMPLOYMENT INSURANCE	185000.00
10-4111-250	VEHICLE GAS	40000.00
10-4111-321	TELEPHONE	5000.00
10-4111-330	UTILITIES	5000.00
10-4111-350	COURTROOM RENOV & COURTHOUSE	.00
10-4111-399	MISCELLANEOUS	300.00
10-4111-450	INSURANCE AND BONDS	10000.00
10-4111-499	CASH-OVER/SHORT	200.00
10-4111-980	CAPITAL OUTLAY	50000.00
10-4111-991	CONTINGENCY	25000.00

625500.00

REVENUES

COUNTY FUNDS	625500.00

	625500.00

ATTORNEY

- 4120

10-4120-121	SALARIES	185514.00
10-4120-181	SOCIAL SECURITY	14192.00
10-4120-182	RETIREMENT	12947.00
10-4120-183	HOSPITAL INSURANCE	15840.00
10-4120-185	UNEMPLOYMENT INSURANCE	.00
10-4120-186	WORKERS COMPENSATION	432.00
10-4120-198	RECORDING FEES	250.00
10-4120-199	PROFESSIONAL SERVICES	5845.00
10-4120-210	HOUSEKEEPING SUPPLIES	500.00
10-4120-260	SUPPLIES	3000.00
10-4120-311	TRAVEL/TRAINING/MEALS	2000.00
10-4120-321	TELEPHONE	2000.00
10-4120-325	POSTAGE	1600.00
10-4120-330	UTILITIES	2500.00
10-4120-351	REPAIRS-BUILDING	500.00
10-4120-391	ADVERTISING	8500.00
10-4120-430	RENT	500.00
10-4120-450	INSURANCE AND BONDS	357.00
10-4120-491	DUES/SUBSCRIPTIONS/LICENSE	3500.00

		259977.00

REVENUES

10-3120-410	ATTORNEY FEES	32244.00
	COUNTY FUNDS	227733.00

		259977.00

FINANCE

- 4130

00056

10-4130-121	SALARIES	340138.00
10-4130-181	SOCIAL SECURITY	26021.00
10-4130-182	RETIREMENT	24048.00
10-4130-183	HOSPITAL INSURANCE	63360.00
10-4130-185	UNEMPLOYMENT INSURANCE	.00
10-4130-186	WORKERS COMPENSATION INSURAN	851.00
10-4130-199	PROFESSIONAL SERVICES	1000.00
10-4130-260	SUPPLIES	10500.00
10-4130-311	TRAVEL/TRAINING/MEALS	2050.00
10-4130-321	TELEPHONE	1900.00
10-4130-325	POSTAGE	5500.00
10-4130-352	REPAIRS - EQUIPMENT	1675.00
10-4130-430	RENT	1775.00
10-4130-450	INSURANCE AND BONDS	1068.00
10-4130-491	DUES	550.00

480436.00

REVENUES

COUNTY FUNDS

480436.00

480436.00

TAX ADMINISTRATION - 4140

10-4140-121	SALARIES	563669.00
10-4140-181	SOCIAL SECURITY	43121.00
10-4140-182	RETIREMENT	38429.00
10-4140-183	HOSPITAL INSURANCE	118800.00
10-4140-185	UNEMPLOYMENT INSURANCE	.00
10-4140-186	WORKERS COMPENSATION INSURAN	4259.00
10-4140-198	TOWN-SHORT TERM LEASE COLLEC	.00
10-4140-199	PROFESSIONAL SERVICES	19000.00
10-4140-200	LEGAL-BUTTERBALL APPEAL	.00
10-4140-250	VEHICLE GASOLINE	1500.00
10-4140-260	SUPPLIES	24000.00
10-4140-265	EXPENDABLE CAPITAL	.00
10-4140-272	CREDIT CARD CHARGES	38000.00
10-4140-280	PMT TO STATE FOR MTR VEH COL	90000.00
10-4140-311	TRAVEL/TRAINING/MEALS	7500.00
10-4140-321	TELEPHONE	3700.00
10-4140-325	POSTAGE	68200.00
10-4140-352	REPAIRS - EQUIPMENT	1000.00
10-4140-353	REPAIRS - VEHICLE	1000.00
10-4140-391	ADVERTISING	11200.00
10-4140-430	RENT	1000.00
10-4140-450	INSURANCE	1717.00
10-4140-491	DUES	95.00
10-4140-510	CAPITAL OUTLAY	.00

		1036190.00

REVENUES

10-3839-891	SALES: MAPS & COPIES (TAX OF	1000.00
	COUNTY FUNDS	1035190.00
		<hr/>
		1036190.00

COURT FACILITIES FEE

- 4160

000059

10-4160-121	SALARIES	43697.00
10-4160-181	SOCIAL SECURITY	3343.00
10-4160-182	RETIREMENT	3090.00
10-4160-183	HOSPITAL INSURANCE	15840.00
10-4160-185	UNEMPLOYMENT INSURANCE	.00
10-4160-186	WORKERS COMPENSATION INSURAN	2264.00
10-4160-210	HOUSEKEEPING SUPPLIES	5900.00
10-4160-260	SUPPLIES	200.00
10-4160-321	TELEPHONE/LAW LIB COMPUTER L	1600.00
10-4160-325	POSTAGE	100.00
10-4160-330	UTILITIES	90000.00
10-4160-351	REPAIRS	10000.00
10-4160-352	REPAIRS & MAINTENANCE - EQUI	10000.00
10-4160-394	CLEANING SERVICE	500.00
10-4160-450	INSURANCE	18526.00
10-4160-560	CAPITAL OUTLAY - BOOKS	3870.00

		208930.00

REVENUES

10-3416-410	COURT FACILITIES FEES	120000.00
10-3831-416	INTEREST-COURT SYSTEM	275.00
10-3991-001	FUND BAL-COURT FACILITY	.00
	COUNTY FUNDS	88655.00

		208930.00

JURY COMMISSION - 4161 000050

10-4161-199	PROFESSIONAL SERVICES	.00
10-4161-220	REFRESHMENTS-GRAND JURY	250.00
10-4161-298	PROGRAM SUPPLIES	1300.00

		1550.00

REVENUES

COUNTY FUNDS	1550.00

	1550.00

ADULT PROBATION INTENSIVE - 4163

10-4163-330	UTILITIES	2900.00
10-4163-351	REPAIRS-BUILDING & GROUNDS	750.00
10-4163-450	INSURANCE	789.00

		4439.00

REVENUES

COUNTY FUNDS	4439.00

	4439.00

ELECTIONS - 4170

10-4170-121	SALARIES	169320.00
10-4170-181	SOCIAL SECURITY	12953.00
10-4170-182	RETIREMENT	8779.00
10-4170-183	HOSPITAL INSURANCE	23760.00
10-4170-185	UNEMPLOYMENT INSURANCE	.00
10-4170-186	WORKERS COMPENSATION INSURAN	424.00
10-4170-199	PROFESSIONAL SERVICES	9000.00
10-4170-210	HOUSEKEEPING SUPPLIES	500.00
10-4170-260	SUPPLIES	2800.00
10-4170-311	TRAVEL/TRAINING/MEALS	8000.00
10-4170-321	TELEPHONE	3500.00
10-4170-325	POSTAGE	4200.00
10-4170-330	UTILITIES	4200.00
10-4170-349	BALLOT SUPPLIES	21150.00
10-4170-351	REPAIRS - BUILDING & GROUNDS	500.00
10-4170-352	REPAIRS - OFFICE EQUIPMENT	30262.00
10-4170-391	ADVERTISING	1500.00
10-4170-399	OTHER ELECTIONS COST	2750.00
10-4170-430	RENT - OFFICE EQUIPMENT	450.00
10-4170-450	INSURANCE	1733.00
10-4170-491	DUES & SUBSCRIPTIONS	75.00

305856.00

REVENUES

10-3417-410	ELECTION FEES	.00
	COUNTY FUNDS	305856.00

		305856.00

10-4180-121	SALARIES	203420.00
10-4180-181	SOCIAL SECURITY	15562.00
10-4180-182	RETIREMENT	14382.00
10-4180-183	HOSPITAL INSURANCE	39600.00
10-4180-185	UNEMPLOYMENT INSURANCE	.00
10-4180-186	WORKERS COMPENSATION INSURAN	509.00
10-4180-189	SUPPLEMENTAL RETIREMENT RD-G	3400.00
10-4180-199	PROFESSIONAL SERVICES	27500.00
10-4180-260	SUPPLIES	12000.00
10-4180-265	EXPENDABLE CAPITAL	.00
10-4180-272	CREDIT CARD CHARGES	150.00
10-4180-311	TRAVEL/TRAINING/MEALS	5000.00
10-4180-321	TELEPHONE	1750.00
10-4180-325	POSTAGE	1200.00
10-4180-352	REPAIRS - EQUIPMENT	500.00
10-4180-430	RENT - EQUIPMENT	600.00
10-4180-450	INSURANCE AND BONDS	115.00
10-4180-491	DUES	650.00
10-4180-695	ARM FEE-CUL RES-GS161-11.6	.00
10-4180-696	FLOODPLAIN MAPPING-GS-161-11	.00
10-4180-697	CHILDRENS TRUST FUND-GS161-1	1750.00
10-4180-698	DOMESTIC VIOLENCE PROGRAM-GS	10500.00
10-4180-981	TRANSFER TO AE&P FUND	19750.00

		358338.00

REVENUES

10-3240-000	EXCISE TAX (REAL PROPERTY TR	68000.00
10-3344-000	REGISTER OF DEEDS FEES	197500.00
10-3344-001	REFUND - REGISTER OF DEEDS F	.00
10-3344-002	MARRIAGE LICENSES FEES	21000.00
	COUNTY FUNDS	71838.00
		<hr/>
		358338.00

MANAGER

- 4210

000084

10-4210-121	SALARIES	162450.00
10-4210-181	SOCIAL SECURITY	12428.00
10-4210-182	RETIREMENT	11486.00
10-4210-183	HOSPITAL INSURANCE	23760.00
10-4210-185	UNEMPLOYMENT INSURANCE	.00
10-4210-186	WORKERS COMPENSATION INSURAN	407.00
10-4210-260	SUPPLIES	1600.00
10-4210-311	TRAVEL/TRAINING/MEALS	400.00
10-4210-321	TELEPHONE	850.00
10-4210-325	POSTAGE	150.00
10-4210-450	INSURANCE	7.00
10-4210-491	DUES AND SUBSCRIPTIONS	.00

213538.00

REVENUES

COUNTY FUNDS

213538.00

213538.00

PERSONNEL - 4211

10-4211-121	SALARIES	160552.00
10-4211-181	SOCIAL SECURITY	12283.00
10-4211-182	RETIREMENT	11352.00
10-4211-183	HOSPITAL INSURANCE	23760.00
10-4211-185	UNEMPLOYMENT INSURANCE	.00
10-4211-186	WORKERS COMPENSATION INSURAN	402.00
10-4211-199	PROFESSIONAL SERVICES	4100.00
10-4211-260	SUPPLIES	7405.00
10-4211-265	EXPENDIBLE CAPITAL	.00
10-4211-299	EMPLOYEE APPR/RETIREMENT PLA	400.00
10-4211-311	TRAVEL/TRAINING/MEALS	1775.00
10-4211-321	TELEPHONE	750.00
10-4211-325	POSTAGE	1500.00
10-4211-352	REPAIRS - EQUIPMENT	.00
10-4211-450	INSURANCE	8.00
10-4211-491	DUES	350.00

		224637.00

REVENUES

COUNTY FUNDS	224637.00

	224637.00

INFORMATION TECHNOLOGY - 4230

10-4230-121	SALARIES	346474.00
10-4230-181	SOCIAL SECURITY	26506.00
10-4230-182	RETIREMENT	24496.00
10-4230-183	HOSPITAL INSURANCE	55440.00
10-4230-185	UNEMPLOYMENT INSURANCE	.00
10-4230-186	WORKERS COMPENSATION INSURAN	867.00
10-4230-199	PROFESSIONAL SERVICES	10000.00
10-4230-260	SUPPLIES	7000.00
10-4230-265	EXPENDABLE CAPITAL	.00
10-4230-311	TRAVEL/TRAINING/MEALS	5000.00
10-4230-321	TELEPHONE	2100.00
10-4230-325	POSTAGE	100.00
10-4230-352	REPAIRS - EQUIPMENT	5000.00
10-4230-391	ADVERTISING	1000.00
10-4230-450	INSURANCE AND BONDS	15.00
10-4230-510	CAPITAL OUTLAY	.00

		483998.00

REVENUES

COUNTY FUNDS	483998.00

	483998.00

GARAGE - 4250

10-4250-121	SALARIES	145887.00
10-4250-181	SOCIAL SECURITY	11161.00
10-4250-182	RETIREMENT	10315.00
10-4250-183	HOSPITAL INSURANCE	47520.00
10-4250-185	UNEMPLOYMENT INSURANCE	.00
10-4250-186	WORKERS COMPENSATION INSURAN	5214.00
10-4250-212	UNIFORMS	3400.00
10-4250-249	VEHICLE SUPPLIES	.00
10-4250-250	VEHICLE GASOLINE	3950.00
10-4250-260	SUPPLIES	200.00
10-4250-298	PARTS & SUPPLIES	5000.00
10-4250-321	TELEPHONE	250.00
10-4250-325	POSTAGE	30.00
10-4250-330	UTILITIES	1750.00
10-4250-351	REPAIRS - BUILDING	500.00
10-4250-352	REPAIRS - EQUIPMENT	700.00
10-4250-353	REPAIRS - VEHICLE	1350.00
10-4250-430	RENT	50.00
10-4250-450	INSURANCE	3439.00
10-4250-491	DUES & SUBSCRIPTIONS	125.00

240841.00

REVENUES

10-3425-353	SALES: GARAGE LABOR	16000.00
-------------	---------------------	----------

	COUNTY FUNDS	224841.00
--	--------------	-----------

240841.00

BUILDING MAINTENANCE

- 4260

01168

10-4260-121	SALARIES	295540.00
10-4260-181	SOCIAL SECURITY	22609.00
10-4260-182	RETIREMENT	20895.00
10-4260-183	HOSPITAL INSURANCE	71280.00
10-4260-185	UNEMPLOYMENT INSURANCE	.00
10-4260-186	WORKERS COMPENSATION INSURAN	14782.00
10-4260-212	UNIFORMS	5500.00
10-4260-249	VEHICLE SUPPLIES	36.00
10-4260-250	VEHICLE GASOLINE	9500.00
10-4260-260	OFFICE SUPPLIES	150.00
10-4260-298	SHOP/PROGRAM SUPPLIES	4500.00
10-4260-321	TELEPHONE	1800.00
10-4260-325	POSTAGE	100.00
10-4260-330	UTILITIES	58000.00
10-4260-351	REPAIRS - BUILDINGS & GROUND	45000.00
10-4260-352	REPAIRS - EQUIPMENT	7500.00
10-4260-353	REPAIRS - VEHICLE	2000.00
10-4260-391	ADVERTISING	.00
10-4260-394	CLEANING SERVICE	750.00
10-4260-399	TIPPING FEE	.00
10-4260-450	INSURANCE AND BONDS	12103.00

572045.00

REVENUES

COUNTY FUNDS

572045.00

572045.00

HOUSEKEEPING - 4270

10-4270-121	SALARIES	152427.00
10-4270-181	SOCIAL SECURITY	11661.00
10-4270-182	RETIREMENT	10777.00
10-4270-183	HOSPITAL INSURANCE	39600.00
10-4270-185	UNEMPLOYMENT INSURANCE	.00
10-4270-186	WORKERS COMPENSATION INSURAN	7896.00
10-4270-210	HOUSEKEEPING SUPPLIES	4250.00
10-4270-212	UNIFORMS	3500.00
10-4270-249	VEHICLE SUPPLIES	.00
10-4270-250	VEHICLE GAS	700.00
10-4270-260	SUPPLIES	300.00
10-4270-311	TRAVEL/TRAINING/MEALS	725.00
10-4270-321	TELEPHONE	300.00
10-4270-353	VEHICLE REPAIRS	600.00
10-4270-450	INSURANCE	524.00

233260.00

REVENUES

COUNTY FUNDS 233260.00

233260.00

GIS-911 FUNCTIONS - 4308

10-4308-121	SALARIES	5934.00
10-4308-181	SOCIAL SECURITY	454.00
10-4308-182	RETIREMENT	420.00
10-4308-183	HOSPITAL INSURANCE	.00
10-4308-185	UNEMPLOYMENT INSURANCE	.00
10-4308-186	WORKERS COMPENSATION	15.00

		6823.00

REVENUES

10-3435-840	GIS/ADDRESSING REIMBURSEMENT	19086.00
	COUNTY FUNDS	-12263.00

		6823.00

ADDRESSING-911 FUNCTIONS - 4309

10-4309-121	SALARIES	10297.00
10-4309-181	SOCIAL SECURITY	788.00
10-4309-182	RETIREMENT	728.00
10-4309-183	HOSPITAL INSURANCE	.00
10-4309-185	UNEMPLOYMENT INSURANCE	.00
10-4309-186	WORKERS COMPENSATION	450.00

		12263.00

REVENUES

	COUNTY FUNDS	12263.00

		12263.00

SHERIFF

- 4310

10-4310-121	SALARIES	2192563.00
10-4310-181	SOCIAL SECURITY	167732.00
10-4310-182	RETIREMENT	265223.00
10-4310-183	HOSPITAL INSURANCE	403920.00
10-4310-185	UNEMPLOYMENT INSURANCE	.00
10-4310-186	WORKERS COMPENSATION INSURAN	76478.00
10-4310-199	PROFESSIONAL SERVICES	22000.00
10-4310-210	HOUSEKEEPING SUPPLIES	1800.00
10-4310-212	UNIFORMS	23000.00
10-4310-249	VEHICLE SUPPLIES	8500.00
10-4310-250	VEHICLE GASOLINE	225000.00
10-4310-260	OFFICE SUPPLIES	11000.00
10-4310-265	EXPENDIBLE CAPITAL (1000-499	21354.00
10-4310-294	CANINE EXPENSE	4000.00
10-4310-296	DRUG ENFORCEMENT UNIT	25000.00
10-4310-298	PROGRAM SUPPLIES	12500.00
10-4310-311	TRAVEL/TRAINING/MEALS	14000.00
10-4310-321	TELEPHONE	63000.00
10-4310-325	POSTAGE	4000.00
10-4310-330	UTILITIES	19000.00
10-4310-351	REPAIRS - BUILDING	6000.00
10-4310-352	REPAIRS - EQUIPMENT	3500.00
10-4310-353	REPAIRS - VEHICLE	100000.00
10-4310-391	ADVERTISING	500.00
10-4310-394	CLEANING SERVICE	1500.00

SHERIFF

- 4310

10-4310-430	RENT	8300.00
10-4310-450	INSURANCE AND BONDS	93446.00
10-4310-451	LAW SUIT DEDUCTIBLE	.00
10-4310-491	DUES	2200.00
10-4310-510	CAPITAL OUTLAY	132296.00

		3907812.00

REVENUES

10-3430-890	CONTRIBUTION-CALYPSO	18000.00
10-3431-261	FED-DEA SALARIES OVERTIME	.00
10-3431-262	FED-TREASURY-REIMB FOR ICE E	.00
10-3431-410	OFFICERS FEES	115000.00
10-3431-411	SHERIFF-GUN PERMITS	5500.00
10-3431-414	SHERIFF-IV-D SUPPORT-SOC SVC	117549.00
10-3839-890	SALES: SHERIFF COPIES	300.00
	COUNTY FUNDS	3651463.00

		3907812.00

10-4310-510	\$126,261.00	4 cars & equip.
10-4310-511	\$6,035.00	tracker software
10-4310-265	\$1,672.00	senior wellness check program
	\$2,395.00	CAD Reporting
	\$17,287.00	Tasers

SPECIAL SEPARATION ALLOWANCE - 4311

10-4311-121	SALARIES	65000.00
10-4311-181	SOCIAL SECURITY	4975.00

		69975.00

REVENUES

	COUNTY FUNDS	69975.00

		69975.00

SHERIFF-MENTAL HEALTH TRANSPOR - 4312

10-4312-121	SALARIES	26918.00
10-4312-181	SOCIAL SECURITY	2060.00
10-4312-182	RETIREMENT	3341.00
10-4312-183	HOSPITAL INSURANCE	.00
10-4312-185	UNEMPLOYMENT INSURANCE	.00
10-4312-186	WORKERS COMPENSATION INSURAN	994.00

		33313.00

REVENUES

10-3431-300	SHERIFF-MENTAL HEALTH TRANSP	10000.00
	COUNTY FUNDS	23313.00

		33313.00

SHERIFF-FINGERPRINTING - 4313

10-4313-260	SUPPLIES	5000.00
10-4313-265	EXPENDABLE CAPITAL	.00
10-4313-510	CAPITAL OUTLAY	.00

		5000.00

REVENUES

10-3431-413	SHERIFF-FINGER PRINTING FEE	5000.00
10-3990-004	FUND BAL-FINGER PRINTING FEE	.00
	COUNTY FUNDS	.00

		5000.00

COMMUNICATIONS

- 4314

10-4314-121	SALARIES	766489.00
10-4314-181	SOCIAL SECURITY	58637.00
10-4314-182	RETIREMENT	54191.00
10-4314-183	HOSPITAL INSURANCE	182160.00
10-4314-185	UNEMPLOYMENT INSURANCE	.00
10-4314-186	WORKERS COMPENSATION INSURAN	2635.00
10-4314-199	PROFESSIONAL SERVICES	7000.00
10-4314-200	ECATS	.00
10-4314-210	HOUSEKEEPING SUPPLIES	1100.00
10-4314-250	VEHICLE GAS	4600.00
10-4314-260	OFFICE SUPPLIES	1800.00
10-4314-265	EXPENDABLE CAPITAL	.00
10-4314-299	SOFTWARE	7325.00
10-4314-311	TRAVEL/TRAINING/MEALS	.00
10-4314-315	OFFICE PHONES	2200.00
10-4314-316	RESPONDER LINE	816.00
10-4314-317	ROLLOVER LINES(1825 & 1904)	1843.00
10-4314-318	ALARM LINE	936.00
10-4314-321	TELEPHONE	5640.00
10-4314-322	RESERVE CIRCUIT	1008.00
10-4314-323	FIRE FAX LINES	2887.00
10-4314-324	PHONE-911 LONG DISTANCE	.00
10-4314-325	POSTAGE	300.00
10-4314-330	UTILITIES	7800.00
10-4314-351	REPAIRS - BUILDING AND GROUN	1270.00

COMMUNICATIONS

- 4314

10-4314-352	REPAIRS - EQUIPMENT	42870.00
10-4314-353	REPAIRS VEHICLE	500.00
10-4314-354	REPAIRS - SIGNS	6500.00
10-4314-391	ADVERTISING	100.00
10-4314-430	RENT	10892.00
10-4314-450	INSURANCE AND BONDS	2720.00
10-4314-491	DUES/LICENSES	500.00
10-4314-919	REIMBURSEMENT TO E-911 FUND	.00

1174719.00

REVENUES

10-3314-410	FEE-ROAD NAME CHANGE	.00
10-3433-360	STATE-E911 ECATS REIMBURSEME	.00
10-3839-019	REIMBURSEMENT FROM 911 FUND	.00

COUNTY FUNDS	1174719.00
--------------	------------

1174719.00

SHERIFF SPECIAL RESPONSE TEAM - 4315

10-4315-298 PROGRAM SUPPLIES 12000.00

10-4315-510 CAPITAL OUTLAY .00

 12000.00

REVENUES

COUNTY FUNDS 12000.00

 12000.00

FAISON SUBSTATION

- 4316

090078

10-4316-121	SALARIES	62127.00
10-4316-181	SOCIAL SECURITY	4753.00
10-4316-182	RETIREMENT	7710.00
10-4316-183	HOSPITAL INSURNACE	15840.00
10-4316-185	UNEMPLOYMENT INSURANCE	.00
10-4316-186	WORKERS COMPENSATION INSURAN	2293.00
10-4316-212	UNIFORMS	1500.00
10-4316-250	VEHICLE GASOLINE	12000.00
10-4316-353	REPAIRS - VEHICLES	2000.00

108223.00

REVENUES

10-3430-891	CONTRIBUTION-FAISON	111917.00
	COUNTY FUNDS	-3694.00
		----- 108223.00

SCHOOL RESOURCE OFFICER - 4317

10-4317-121	SALARIES	543448.00
10-4317-181	SOCIAL SECURITY	41574.00
10-4317-182	RETIREMENT	67442.00
10-4317-183	HOSPITAL INSURANCE	118800.00
10-4317-185	UNEMPLOYMENT INSURANCE	.00
10-4317-186	WORKERS COMPENSATION INSURAN	20054.00
10-4317-212	UNIFORMS	10000.00
10-4317-250	VEHICLE GASOLINE	50000.00
10-4317-265	EXPENDABLE CAPITAL	.00
10-4317-311	TRAVEL/TRAINING/MEALS	8800.00
10-4317-353	REPAIRS - VEHICLE	15000.00

875118.00REVENUES

10-3313-411	SCHOOL RESOURCE OFFICER-BD O	861354.00
	COUNTY FUNDS	13764.00
		<hr/> 875118.00

10-4320-121	SALARIES	1108342.00
10-4320-181	SOCIAL SECURITY	84789.00
10-4320-182	RETIREMENT	102041.00
10-4320-183	HOSPITAL INSURANCE	253440.00
10-4320-185	UNEMPLOYMENT INSURANCE	.00
10-4320-186	WORKERS COMPENSATION INSURAN	40047.00
10-4320-197	INMATE HOUSING-STATE	5000.00
10-4320-198	INMATE HOUSING-COUNTIES	150000.00
10-4320-199	PROFESSIONAL SERVICES	160000.00
10-4320-200	HOUSE ARREST EXPENSES-OTHER	.00
10-4320-210	HOUSEKEEPING SUPPLIES	13000.00
10-4320-212	UNIFORMS	6000.00
10-4320-220	CONTRACTED SERVICES - FOOD	200000.00
10-4320-221	DETENTION-YOUTH	45000.00
10-4320-250	VEHICLE GASOLINE	35000.00
10-4320-260	OFFICE SUPPLIES	3500.00
10-4320-265	EXPENDIBLE CAPITAL (1000-499	4322.00
10-4320-296	WORK CREW SNACKS	1750.00
10-4320-297	KITCHEN SUPPLIES	200.00
10-4320-298	PROGRAM SUPPLIES	4000.00
10-4320-299	PRISONER SUPPLIES	15000.00
10-4320-311	TRAVEL	2500.00
10-4320-321	TELEPHONE	5000.00
10-4320-325	POSTAGE	400.00
10-4320-330	UTILITIES	85000.00

JAIL - 4320

10-4320-351	REPAIRS - BUILDING	15000.00
10-4320-352	REPAIRS - EQUIPMENT	4000.00
10-4320-353	REPAIRS - VEHICLE	9000.00
10-4320-430	RENT	2750.00
10-4320-450	INSURANCE	33248.00
10-4320-510	CAPITAL OUTLAY	.00
10-4320-636	TRANSFER TO DEBT SVC-JAIL	97610.00

		2485939.00

REVENUES

10-3432-420	JAIL FEES	30000.00
10-3432-421	JAIL FEES-DWI	4000.00
10-3432-422	JAIL FEES-STATE INMATES	20000.00
10-3432-423	JAIL-INMATE PHONE REVENUE	17500.00
10-3432-424	JAIL REIMB FROM INMATES	1500.00
10-3432-427	JAIL FEES-HOUSE ARREST	.00
10-3432-840	COMMISSION-JAIL CANTEEN-OASI	16000.00
	COUNTY FUNDS	2396939.00

		2485939.00

EMERGENCY MANAGEMENT

- 4330

030032

10-4330-121	SALARIES	99429.00
10-4330-181	SOCIAL SECURITY	7607.00
10-4330-182	RETIREMENT	7030.00
10-4330-183	HOSPITAL INSURANCE	15840.00
10-4330-185	UNEMPLOYMENT INSURANCE	.00
10-4330-186	WORKERS COMPENSATION INSURAN	12041.00
10-4330-199	PROFESSIONAL SERVICES	22651.00
10-4330-210	HOUSEKEEPING SUPPLIES	300.00
10-4330-212	UNIFORMS	400.00
10-4330-249	VEHICLE SUPPLIES	500.00
10-4330-250	VEHICLE GASOLINE	5500.00
10-4330-260	SUPPLIES	800.00
10-4330-298	PROGRAM SUPPLIES	450.00
10-4330-311	TRAVEL/TRAINING/MEALS	1500.00
10-4330-321	TELEPHONE	1700.00
10-4330-325	POSTAGE	150.00
10-4330-330	UTILITIES	2000.00
10-4330-351	REPAIRS - BUILDING	500.00
10-4330-352	REPAIRS - EQUIPMENT	250.00
10-4330-353	REPAIRS - VEHICLE	1500.00
10-4330-430	RENT	100.00
10-4330-450	INSURANCE AND BONDS	3609.00
10-4330-491	DUES & SUBSCRIPTIONS	150.00
10-4330-698	CONT TO SEARCH AND RESCUE	.00

		184007.00

REVENUES

10-3434-361	STATE-EMER MNGT PERFORMANCE	35500.00
	COUNTY FUNDS	148507.00
		<hr/>
		184007.00

10-4340-121	SALARIES	44839.00
10-4340-181	SOCIAL SECURITY	3431.00
10-4340-182	RETIREMENT	3171.00
10-4340-183	HOSPITAL INSURANCE	7920.00
10-4340-185	UNEMPLOYMENT INSURANCE	.00
10-4340-186	WORKERS COMPENSATION INSURAN	5430.00
10-4340-198	SOFTWARE	5400.00
10-4340-199	PROFESSIONAL SERVICES	.00
10-4340-210	HOUSEKEEPING SUPPLIES	175.00
10-4340-212	UNIFORMS	400.00
10-4340-249	VEHICLE SUPPLIES	.00
10-4340-250	VEHICLE GASOLINE	3000.00
10-4340-260	SUPPLIES	600.00
10-4340-272	CREDIT CARD CHARGES	75.00
10-4340-298	PROGRAM SUPPLIES	1500.00
10-4340-311	TRAVEL/TRAINING/MEALS	250.00
10-4340-321	TELEPHONE	1800.00
10-4340-325	POSTAGE	100.00
10-4340-330	UTILITIES	1500.00
10-4340-351	REPAIRS - BUILDING	100.00
10-4340-352	REPAIRS - EQUIPMENT	250.00
10-4340-353	REPAIRS - VEHICLE	750.00
10-4340-430	RENT	100.00
10-4340-450	INSURANCE AND BONDS	1981.00
10-4340-491	DUES & SUBSCRIPTIONS	1165.00

FIRE MARSHAL

- 4340

10-4340-699	CONT TO LOCAL FIRE DEPTS	556008.00
10-4340-700	CONT TO LOCAL FIRE DEPTS (SAL	730000.00

		1369945.00

REVENUES

10-3235-000	SALES TAX 1/4 (ART. 46)	730000.00
10-3340-410	FIRE INSPECTION FEE	32000.00
	COUNTY FUNDS	607945.00

		1369945.00

**FIRE DEPARTMENTS
2014-2015**

Department	14-15 Annual Contribution	14-15 Monthly Contribution
Albertson	\$ 26,054.45	\$ 2,171.20
Beulaville	\$ 26,054.45	\$ 2,171.20
Calypso	\$ 26,054.45	\$ 2,171.20
Chinquapin	\$ 26,054.45	\$ 2,171.20
Fountaintown	\$ 26,054.45	\$ 2,171.20
Faison	\$ 26,054.45	\$ 2,171.20
Greenevers	\$ 26,054.45	\$ 2,171.20
Harrells	\$ 8,116.69	\$ 676.39
Kenansville	\$ 26,054.45	\$ 2,171.20
Lyman	\$ 26,054.45	\$ 2,171.20
Magnolia	\$ 26,054.45	\$ 2,171.20
Mount Olive	\$ 12,299.18	\$ 1,024.93
Northeast	\$ 26,054.45	\$ 2,171.20
Oak Wolfe	\$ 26,054.45	\$ 2,171.20
Pin Hook	\$ 26,054.45	\$ 2,171.20
Pink Hill	\$ 7,754.94	\$ 646.25
Pleasant Grove	\$ 26,054.45	\$ 2,171.20
Potters Hill	\$ 26,054.45	\$ 2,171.20
Pricetown	\$ 6,748.19	\$ 562.35
Rose Hill	\$ 26,054.45	\$ 2,171.20
Sarecta	\$ 26,054.45	\$ 2,171.20
Teachey	\$ 26,054.45	\$ 2,171.20
Wallace	\$ 26,054.45	\$ 2,171.20
Warsaw	\$ 26,054.45	\$ 2,171.20
	\$ 556,008.00	\$ 46,334.00

These Fire Departments are an integral part of Duplin County's Safety Program.

10-4350-121	SALARIES	158979.00
10-4350-181	SOCIAL SECURITY	12162.00
10-4350-182	RETIREMENT	11240.00
10-4350-183	HOSPITAL INSURANCE	31680.00
10-4350-185	UNEMPLOYMENT INSURANCE	.00
10-4350-186	WORKERS COMPENSATION INSURAN	5849.00
10-4350-198	SOFTWARE	7200.00
10-4350-210	HOUSEKEEPING SUPPLIES	250.00
10-4350-212	UNIFORMS	1560.00
10-4350-250	VEHICLE GASOLINE	3000.00
10-4350-260	SUPPLIES	900.00
10-4350-272	CREDIT CARD CHARGES	2225.00
10-4350-311	TRAVEL/TRAINING/MEALS	1000.00
10-4350-321	TELEPHONE	2812.00
10-4350-325	POSTAGE	100.00
10-4350-330	UTILITIES	2900.00
10-4350-351	REPAIRS - BUILDING	500.00
10-4350-353	REPAIRS - VEHICLE	1000.00
10-4350-430	RENT - EQUIPMENT	200.00
10-4350-450	INSURANCE	1965.00
10-4350-491	DUES & SUBSCRIPTIONS	120.00
10-4350-699	HOMEOWNER'S RECOVERY FUND	700.00

246342.00

REVENUES

10-3345-000	BUILDING INSPECTION FEES	155000.00
10-3345-001	BUILDING PERMIT FEES	102000.00
	COUNTY FUNDS	-10658.00
		<hr/>
		246342.00

MEDICAL EXAMINER - 4360

10-4360-199 PROFESSIONAL SERVICES 25000.00

25000.00

REVENUES

COUNTY FUNDS 25000.00

25000.00

EMERGENCY MEDICAL SERVICE - 4370

10-4370-121	SALARIES	2834933.00
10-4370-181	SOCIAL SECURITY	216873.00
10-4370-182	RETIREMENT	200430.00
10-4370-183	HOSPITAL INSURANCE	562320.00
10-4370-185	UNEMPLOYMENT INSURANCE	.00
10-4370-186	WORKERS COMPENSATION INSURAN	327167.00
10-4370-197	BILLING SOFTWARE/HARDWARE	15000.00
10-4370-198	MEDICAL DIRECTOR	.00
10-4370-199	PROFESSIONAL SERVICES	4000.00
10-4370-210	HOUSEKEEPING SUPPLIES	5750.00
10-4370-212	UNIFORMS	25000.00
10-4370-249	VEHICLE SUPPLIES	2500.00
10-4370-250	VEHICLE GASOLINE	120000.00
10-4370-260	SUPPLIES	4000.00
10-4370-265	EXPENDABLE CAPITAL	.00
10-4370-272	CREDIT CARD CHARGES	200.00
10-4370-298	PROGRAM SUPPLIES	150000.00
10-4370-311	TRAVEL/TRAINING/MEALS	3500.00
10-4370-321	TELEPHONE	20000.00
10-4370-325	POSTAGE	12000.00
10-4370-330	UTILITIES	16500.00
10-4370-351	REPAIRS - BUILDING	4000.00
10-4370-352	REPAIRS - EQUIPMENT	25000.00
10-4370-353	REPAIRS - VEHICLE	35000.00
10-4370-391	ADVERTISING	.00

EMERGENCY MEDICAL SERVICE - 4370

10-4370-430	RENT	32861.00
10-4370-450	INSURANCE AND BONDS	26992.00
10-4370-491	DUES & SUBSCRIPTIONS	1750.00
10-4370-510	CAPITAL OUTLAY	.00
10-4370-698	CONT TOWN OF CALYPSO-EMS BLD	.00

		4645776.00

REVENUES

10-3437-260	EMS MEDICARE	1109347.00
10-3437-370	EMS FEES-FROM OTHER STATE AG	800.00
10-3437-410	EMS CALL FEES	708069.00
10-3437-411	EMS STAND-BY FEES	.00
10-3437-412	EMS CALL FEE REFUNDS	.00
10-3437-420	EMS MEDICAID	400000.00
10-3437-840	CONTRIBUTION FROM TOWNS-EMS	.00
10-3437-841	DONATIONS-EMS	.00
	COUNTY FUNDS	2427560.00

		4645776.00

**Emergency Medical Services
2014-2015**

10-4370-430 (RENT)	Annual	Monthly
Beulaville	\$5,280.00	\$440.00
Chinquapin	\$5,280.00	\$440.00
Faison	\$5,280.00	\$440.00
Kenansville	\$0.00	\$0.00
Pleasant Grove	\$5,280.00	\$440.00
W.E. Wilson Rentals (Rose Hill)	\$7,800.00	\$650.00
Wallace	\$4,620.00	\$385.00
Warsaw	\$4,620.00	\$385.00
Copier/Miscellaneous	\$400.00	\$33.33
	<u>\$38,560.00</u>	<u>\$3,213.33</u>

ANIMAL SERVICES - 4380

10-4380-121	SALARIES	103755.00
10-4380-181	SOCIAL SECURITY	7938.00
10-4380-182	RETIREMENT	7336.00
10-4380-183	HOSPITAL INSURANCE	23760.00
10-4380-185	UNEMPLOYMENT INSURANCE	.00
10-4380-186	WORKERS COMPENSATION INSURAN	2958.00
10-4380-199	PROFESSIONAL SERVICES	10000.00
10-4380-210	HOUSEKEEPING SUPPLIES	5000.00
10-4380-212	UNIFORMS	1000.00
10-4380-238	ANIMAL INNOCULATION INVENTOR	5000.00
10-4380-249	VEHICLE SUPPLIES	.00
10-4380-250	VEHICLE GASOLINE	10000.00
10-4380-260	SUPPLIES	1500.00
10-4380-265	EXPENDIBLE CAPITAL	.00
10-4380-272	CREDIT CARD CHARGES	300.00
10-4380-298	PROGRAM SUPPLIES	10000.00
10-4380-311	TRAVEL/TRAINING/MEALS	500.00
10-4380-321	TELEPHONE	2500.00
10-4380-325	POSTAGE	350.00
10-4380-330	UTILITIES	9000.00
10-4380-351	REPAIRS - BUILDING	3000.00
10-4380-352	REPAIRS - EQUIPMENT	150.00
10-4380-353	REPAIRS - VEHICLE	2000.00
10-4380-391	ADVERTISING	400.00
10-4380-450	INSURANCE	2153.00

ANIMAL SERVICES - 4380

10-4380-451	LAWSUIT SETTLEMENT	.00
10-4380-491	DUES & SUBSCRIPTIONS	3390.00
10-4380-510	CAPITAL OUTLAY	.00

		211990.00

REVENUES

10-3438-410	ANIMAL CONTROL FEES	23000.00
10-3438-411	JUDGEMENTS-ANIMAL CONTROL	.00
10-3438-412	ANIMAL DISPOSAL REVENUE	750.00
	COUNTY FUNDS	188240.00

		211990.00

PLANNING

- 4910

10-4910-121	SALARIES	61255.00
10-4910-181	SOCIAL SECURITY	4686.00
10-4910-182	RETIREMENT	4331.00
10-4910-183	HOSPITAL INSURANCE	7920.00
10-4910-185	UNEMPLOYMENT INSURANCE	.00
10-4910-186	WORKERS COMPENSATION INSURAN	2677.00
10-4910-197	REZONING APPLICATION-K'VILLE	.00
10-4910-198	CDBG-INFRA-APPLICATION	.00
10-4910-199	PROFESSIONAL SERVICES	300.00
10-4910-260	SUPPLIES	500.00
10-4910-311	TRAVEL/TRAINING/MEALS	1500.00
10-4910-321	TELEPHONE	600.00
10-4910-325	POSTAGE	300.00
10-4910-330	UTILITIES	600.00
10-4910-351	REPAIRS-BUILDING	350.00
10-4910-352	REPAIRS - EQUIPMENT	50.00
10-4910-391	ADVERTISING	600.00
10-4910-450	INSURANCE	92.00

85761.00

REVENUES

10-3491-420	LEASE FEES-BUYOUT PROPERTY	.00
10-3491-440	SUBDIVISION REVIEW FEES	.00
	COUNTY FUNDS	85761.00

85761.00

ECONOMIC DEVELOPMENT - 4920

10-4920-121	SALARIES	86685.00
10-4920-181	SOCIAL SECURITY	6632.00
10-4920-182	RETIREMENT	6129.00
10-4920-183	HOSPITAL INSURANCE	15840.00
10-4920-185	UNEMPLOYMENT INSURANCE	.00
10-4920-186	WORKERS COMPENSATION INSURAN	2469.00
10-4920-199	PROFESSIONAL SERVICES	500.00
10-4920-210	HOUSEKEEPING SUPPLIES	180.00
10-4920-250	VEHICLE GASOLINE	750.00
10-4920-260	SUPPLIES	1500.00
10-4920-265	EXPENDIBLE CAPITAL	.00
10-4920-311	TRAVEL/TRAINING/MEALS	2000.00
10-4920-321	TELEPHONE	2500.00
10-4920-325	POSTAGE	250.00
10-4920-330	UTILITIES	4500.00
10-4920-351	REPAIRS & MAINTENANCE BLDG	500.00
10-4920-352	REPAIRS - EQUIPMENT	100.00
10-4920-353	REPAIRS - VEHICLE	500.00
10-4920-391	ADVERTISING	2500.00
10-4920-430	EQUIPMENT RENT	150.00
10-4920-450	INSURANCE AND BONDS	926.00
10-4920-491	DUES & SUBSCRIPTIONS	20750.00
10-4920-500	GRANT-CLIENTS	55449.00

		210810.00

REVENUES

COUNTY FUNDS

210810.00

210810.00

INDUSTRIAL PARK - 4922

10-4922-321	TELEPHONE	575.00
10-4922-330	UTILITIES	2000.00
10-4922-351	REPAIRS - BUILDING	.00
10-4922-391	ADVERTISING	.00
10-4922-593	CSX RAIL	450.00

		3025.00

REVENUES

COUNTY FUNDS	3025.00

	3025.00

WESTPARK BUSINESS TECHNOLOGY C - 4924

10-4924-330	UTILITIES	25000.00
10-4924-351	REPAIRS & MAINTANANCE BLDG	500.00
10-4924-450	INSURANCE	4199.00

		29699.00

REVENUES

10-3492-841	DONATIONS-JSCC-WPBTC	.00
10-3924-000	RENT-UTILITIES-WEST PARK TEC	.00
	COUNTY FUNDS	29699.00

		29699.00

LIVESTOCK FACILITY - 4948

000099

10-4948-210	HOUSEKEEPING SUPPLIES	150.00
10-4948-298	PROGRAM SUPPLIES	1200.00
10-4948-321	TELEPHONE	.00
10-4948-330	UTILITIES	3500.00
10-4948-351	REPAIRS - BUILDING AND GROUN	2000.00
10-4948-450	INSURANCE	3693.00

		10543.00

REVENUES

10-3450-960	RENT-LIVESTOCK FACILITY	11000.00
	COUNTY FUNDS	-457.00

		10543.00

CENTRAL PLANT-DUPLIN COMMONS - 4949

10-4949-295	CHEMICALS	4650.00
10-4949-325	POSTAGE	25.00
10-4949-330	UTILITIES	13000.00
10-4949-351	REPAIRS-BUILDING	500.00
10-4949-352	REPAIRS - EQUIPMENT	5000.00
10-4949-450	INSURANCE	39.00

		23214.00

REVENUES

	COUNTY FUNDS	23214.00

		23214.00

10-4950-126	OTHER PERSONNEL	248000.00
10-4950-170	BOARD EXPENSE	200.00
10-4950-186	WORKERS COMPENSATION INSURAN	350.00
10-4950-210	HOUSEKEEPING SUPPLIES	1700.00
10-4950-250	VEHICLE GAS	25.00
10-4950-260	SUPPLIES	2500.00
10-4950-297	VOLUNTARY AGR DISTRICTS	300.00
10-4950-298	PROGRAM SUPPLIES	5000.00
10-4950-311	TRAVEL/TRAINING/MEALS	4000.00
10-4950-321	TELEPHONE	10000.00
10-4950-325	POSTAGE	1220.00
10-4950-330	UTILITIES	14000.00
10-4950-351	REPAIRS - BUILDING & GROUNDS	5000.00
10-4950-352	REPAIRS - EQUIPMENT	200.00
10-4950-394	CLEANING SERVICE	2400.00
10-4950-430	RENT	5800.00
10-4950-450	INSURANCE AND BONDS	6659.00
10-4950-491	DUES	2100.00

309454.00

REVENUES

10-3450-410	VOLUNTARY AGR DIST FEE	300.00
10-3450-958	RENT-COOPERATIVE EXTENSION	10500.00

COUNTY FUNDS 298654.00

309454.00

FARM SERVICES AGENCY

- 4958

000101

10-4958-210	HOUSEKEEPING SUPPLIES	700.00
10-4958-321	TELEPHONE	125.00
10-4958-330	UTILITIES	5650.00
10-4958-351	REPAIRS - FSA	1500.00
10-4958-352	EQUIPMENT REPAIRS	.00
10-4958-450	INSURANCE	2791.00

10766.00

REVENUES

10-3834-958	RENT-FARM SERVICES-FEDERAL	76076.00
	COUNTY FUNDS	-65310.00

10766.00

SOIL CONSERVATION

- 4960

00102

10-4960-121	SALARIES	224435.00
10-4960-181	SOCIAL SECURITY	17170.00
10-4960-182	RETIREMENT	15850.00
10-4960-183	HOSPITAL INSURANCE	47520.00
10-4960-185	UNEMPLOYMENT INSURANCE	.00
10-4960-186	WORKERS COMPENSATION INSURAN	6846.00
10-4960-210	HOUSEKEEPING SUPPLIES	925.00
10-4960-250	VEHICLE GASOLINE	4500.00
10-4960-260	SUPPLIES	2000.00
10-4960-265	EXPENDABLE CAPITAL	.00
10-4960-298	PROGRAM SUPPLIES	3120.00
10-4960-299	FISHING TOURNAMENT	.00
10-4960-311	TRAVEL/TRAINING/MEALS	2000.00
10-4960-321	TELEPHONE	2000.00
10-4960-325	POSTAGE	700.00
10-4960-330	UTILITIES	7500.00
10-4960-349	STREAM RESTORATION - GRANT M	.00
10-4960-350	WATERSHED MAINTENANCE	311000.00
10-4960-351	REPAIRS - BUILDING	2554.00
10-4960-352	REPAIRS - EQUIPMENT	250.00
10-4960-353	REPAIRS - VEHICLE	1000.00
10-4960-391	ADVERTISING	100.00
10-4960-430	RENT	500.00
10-4960-450	INSURANCE AND BONDS	5369.00
10-4960-491	DUES & SUBSCRIPTIONS	2889.00

658228.00

REVENUES

10-3496-360	STATE-SOIL & WATER CONSERVAT	47998.00
10-3496-410	SOIL & WATER CONSERVATION FE	.00
10-3496-411	B-MAP FEES	9000.00
10-3496-840	SOIL & WATER DONATIONS	.00
10-3837-002	ABC PROFITS (10% DRAINAGE)	15000.00
	COUNTY FUNDS	586230.00
		<hr/>
		658228.00

10-5110-121	SALARIES	376729.00
10-5110-170	BOARD OF HEALTH EXPENSES	1200.00
10-5110-181	SOCIAL SECURITY	28812.00
10-5110-182	RETIREMENT	26625.00
10-5110-183	HOSPITAL INSURANCE	94676.00
10-5110-185	UNEMPLOYMENT INSURANCE	.00
10-5110-186	WORKERS COMPENSATION INSURAN	4946.00
10-5110-199	PROFESSIONAL SERVICES	1920.00
10-5110-210	HOUSEKEEPING SUPPLIES	5000.00
10-5110-212	UNIFORMS	.00
10-5110-238	STATE-AID TO CTY	15000.00
10-5110-239	PROGRAM SUPPLIES	100.00
10-5110-260	OFFICE SUPPLIES	2900.00
10-5110-311	TRAVEL/TRAINING/MEALS	6600.00
10-5110-321	TELEPHONE	3400.00
10-5110-325	POSTAGE	700.00
10-5110-330	UTILITIES	29175.00
10-5110-351	REPAIRS - BUILDING & GROUNDS	5000.00
10-5110-352	EQUIPMENT REPAIRS	.00
10-5110-391	ADVERTISING	.00
10-5110-430	RENT	8400.00
10-5110-450	INSURANCE AND BONDS	11630.00
10-5110-491	DUES & SUBSCRIPTIONS	5500.00
10-5110-510	CAPITAL OUTLAY	.00

		628313.00

REVENUES

10-3510-260	GENERAL MEDICARE	.00
10-3510-360	STATE-HEALTH	32554.00
10-3510-410	GENERAL HEALTH FEES	.00
10-3510-420	GENERAL HEALTH MEDICAID (FLO	.00
10-3510-958	GENERAL HEALTH-RENT OFFICE S	4800.00
	COUNTY FUNDS	590959.00
		<hr/>
		628313.00

10-5111-121	SALARIES	259764.00
10-5111-181	SOCIAL SECURITY	19872.00
10-5111-182	RETIREMENT	18366.00
10-5111-183	HOSPITAL INSURANCE	47520.00
10-5111-185	UNEMPLOYMENT INSURANCE	.00
10-5111-186	WORKERS COMPENSATION INSURAN	9508.00
10-5111-210	HOUSEKEEPING SUPPLIES	450.00
10-5111-239	PROGRAM SUPPLIES	2175.00
10-5111-249	VEHICLE SUPPLIES	50.00
10-5111-250	VEHICLE GASOLINE	3900.00
10-5111-260	OFFICE SUPPLIES	1500.00
10-5111-265	EXPENDABLE CAPITAL	.00
10-5111-272	CREDIT CARD CHARGES	250.00
10-5111-311	TRAVEL/TRAINING/MEALS	2050.00
10-5111-321	TELEPHONE	2275.00
10-5111-325	POSTAGE	1000.00
10-5111-330	UTILITIES	2600.00
10-5111-351	REPAIRS - BUILDING & GROUNDS	200.00
10-5111-352	EQUIPMENT REPAIRS	.00
10-5111-353	REPAIRS - VEHICLE	2000.00
10-5111-354	SOFTWARE MAINTENANCE	8442.00
10-5111-391	ADVERTISING	.00
10-5111-430	EQUIPMENT RENT	200.00
10-5111-450	INSURANCE	2911.00
10-5111-491	DUES & SUBSCRIPTIONS	24.00

ENVIRONMENTAL HEALTH - 5111

10-5111-510	CAPITAL OUTLAY	.00
-------------	----------------	-----

385057.00

REVENUES

10-3511-360	STATE-ENVIRONMENTAL HEALTH	4000.00
10-3511-410	ENVIRONMENTAL HEALTH FEES	30500.00
10-3511-411	ENVIRONMENTAL HEALTH PERMITS	29500.00
10-3511-840	ENVIRON. HEALTH-LAKE LEAMON	.00
	COUNTY FUNDS	321057.00

385057.00

COMMUNICABLE DISEASE - 5113

10-5113-121	SALARIES	91716.00
10-5113-181	SOCIAL SECURITY	7017.00
10-5113-182	RETIREMENT	6485.00
10-5113-183	HOSPITAL INSURANCE	17280.00
10-5113-185	UNEMPLOYMENT INSURANCE	.00
10-5113-186	WORKERS COMPENSATION INSURAN	505.00
10-5113-199	PROFESSIONAL SERVICES	1700.00
10-5113-201	LAB PROCESSING	585.00
10-5113-237	INJECTABLES	5500.00
10-5113-239	PROGRAM SUPPLIES	1500.00
10-5113-240	PROGRAM-AID SUP (STATE FUNDS)	500.00
10-5113-242	IN-HOUSE LAB	2025.00
10-5113-260	OFFICE SUPPLIES	1000.00
10-5113-265	EXPENDIBLE CAPITAL (1000-499	.00
10-5113-299	PATIENT INCENTIVES	.00
10-5113-311	TRAVEL/TRAINING/MEALS	650.00
10-5113-325	POSTAGE	1700.00
10-5113-353	SOFTWARE MAINTENANCE	400.00
10-5113-355	EMR EXPENSES & MAINTENACE	900.00
10-5113-450	INSURANCE	.00
10-5113-491	DUES & SUBSCRIPTIONS	291.00
10-5113-510	CAPITAL OUTLAY	.00

		139754.00

REVENUES

10-3513-260	COMMUNICABLE DISEASE MEDICAR	.00
10-3513-360	STATE-COMMUNICABLE DISEASE	4940.00
10-3513-410	COMMUNICABLE DISEASE FEES	4800.00
10-3513-420	COMMUNICABLE DISEASE MEDICAI	8000.00
10-3513-430	EMR INCENTIVES	2295.00
	COUNTY FUNDS	119719.00
		<hr/>
		139754.00

IMMUNIZATION ACTION PLAN - 5114

10-5114-121	SALARIES	63281.00
10-5114-181	SOCIAL SECURITY	4841.00
10-5114-182	RETIREMENT	4474.00
10-5114-183	HOSPITAL INSURANCE	14040.00
10-5114-185	UNEMPLOYMENT INSURANCE	.00
10-5114-186	WORKERS COMPENSATION INSURAN	349.00
10-5114-201	LAB PROCESSING	.00
10-5114-237	INJECTABLES	62000.00
10-5114-239	PROGRAM SUPPLIES	11000.00
10-5114-242	IN-HOUSE LAB	500.00
10-5114-260	OFFICE SUPPLIES	1200.00
10-5114-265	EXPENDIBLE CAPITAL (1000-499	.00
10-5114-299	PATIENT INCENTIVES	200.00
10-5114-311	TRAVEL/TRAINING/MEALS	900.00
10-5114-325	POSTAGE	300.00
10-5114-353	SOFTWARE MAINTENANCE	200.00
10-5114-355	EMR EXPENSES & MAINTENANCE	900.00
10-5114-450	INSURANCE	.00
10-5114-510	CAPITAL OUTLAY	.00

		164185.00
REVENUES		

10-3514-260	IMMUNIZATIONS MEDICARE	6400.00
10-3514-360	STATE-IMMUNIZATION PLAN	.00

10-3514-410	IMMUNIZATION FEES	39300.00
10-3514-420	IMMUNIZATION MEDICAID	40700.00
10-3514-430	EMR INCENTIVES	2295.00
10-3514-991	RES FUND BAL-IMMUNIZATIONS	.00
	COUNTY FUNDS	75490.00
		<hr/>
		164185.00

STD DRUGS - 5116

10-5116-241 PHARMACY 2984.00

2984.00

REVENUES

10-3516-361 STATE-STD DRUGS 2984.00

COUNTY FUNDS .00

2984.00

DENTAL PROGRAM - 5119

10-5119-121	SALARIES	51787.00
10-5119-181	SOCIAL SECURITY	3962.00
10-5119-182	RETIREMENT	3662.00
10-5119-183	HOSPITAL INSURANCE	14400.00
10-5119-185	UNEMPLOYMENT INSURANCE	.00
10-5119-186	WORKERS COMPENSATION INSURAN	285.00
10-5119-197	DENTIST BONUS	10000.00
10-5119-198	MOVING DENTAL UNIT	1200.00
10-5119-199	PROFESSIONAL SERVICES	120200.00
10-5119-210	HOUSEKEEPING SUPPLIES	300.00
10-5119-239	PROGRAM SUPPLIES	22000.00
10-5119-260	OFFICE SUPPLIES	1700.00
10-5119-299	PATIENT INCENTIVES	.00
10-5119-311	TRAVEL/TRAINING/MEALS	3250.00
10-5119-321	TELEPHONE	900.00
10-5119-325	POSTAGE	310.00
10-5119-351	REPAIRS & MAINTENANCE BLDGS	200.00
10-5119-352	REPAIRS - EQUIPMENT	1650.00
10-5119-391	ADVERTISING	100.00
10-5119-450	INSURANCE	4180.00

240086.00

REVENUES

10-3504-410	DENTAL FEES	30700.00
-------------	-------------	----------

10-3504-420	DENTAL MEDICAID	209386.00
10-3504-991	FUND BAL-DENTAL	.00
	COUNTY FUNDS	.00
		<hr/>
		240086.00

BIOTERRORISM

- 5123

10-5123-121	SALARIES	.00
10-5123-181	SOCIAL SECURITY	.00
10-5123-182	RETIREMENT	.00
10-5123-183	HOSPITAL INSURANCE	.00
10-5123-185	UNEMPLOYMENT INSURANCE	.00
10-5123-186	WORKERS COMPENSATION INSURAN	.00
10-5123-199	PROFESSIONAL SERVICES	30504.00
10-5123-239	PROGRAM SUPPLIES	3094.00
10-5123-260	SUPPLIES	.00
10-5123-300	MEETING EXPENSE	.00
10-5123-311	TRAVEL/TRAINING/MEALS	.00
10-5123-321	TELEPHONE	2950.00
10-5123-391	ADVERTISING	100.00
10-5123-450	INSURANCE	.00

36648.00

REVENUES

10-3503-360	STATE-BIOTERRORISM	36648.00
	COUNTY FUNDS	.00

36648.00

10-5124-121	SALARIES	51302.00
10-5124-181	SOCIAL SECURITY	3925.00
10-5124-182	RETIREMENT	3628.00
10-5124-183	HOSPITAL INSURANCE	10032.00
10-5124-185	UNEMPLOYMENT INSURANCE	.00
10-5124-186	WORKERS COMPENSATION INSURAN	283.00
10-5124-199	PROFESSIONAL SERVICES	5000.00
10-5124-201	LAB PROCESSING	100.00
10-5124-239	SUPPLIES	525.00
10-5124-242	IN-HOUSE LAB	50.00
10-5124-250	VEHICLE GASOLINE	800.00
10-5124-260	OFFICE SUPPLIES	200.00
10-5124-265	EXPENDIBLE CAPITAL (1000-499	.00
10-5124-311	TRAVEL	650.00
10-5124-325	POSTAGE	375.00
10-5124-353	SOFTWARE MAINTENANCE	480.00
10-5124-354	VEHICLE REPAIRS	650.00
10-5124-355	EMR EXPENSES & MAINTENANCE	400.00
10-5124-450	INSURANCE	.00
10-5124-510	CAPITAL OUTLAY	.00

		78400.00

REVENUES

10-3529-360	STATE-TUBERCULOSIS	64728.00
-------------	--------------------	----------

10-3529-362	STATE-TB MED SERVC	2023.00
10-3529-420	TUBERCULOSIS MEDICAID	4500.00
10-3529-430	EMR INCENTIVES	1020.00
	COUNTY FUNDS	6129.00
		<hr/>
		78400.00

COUNTY WELLNESS PROGRAM - 5129

10-5129-121	SALARIES	191828.00
10-5129-181	SOCIAL SECURITY	14675.00
10-5129-182	RETIREMENT	11018.00
10-5129-183	HOSPITAL INSURANCE	17693.00
10-5129-185	UNEMPLOYMENT INSURANCE	.00
10-5129-186	WORKERS COMPENSATION INSURAN	981.00
10-5129-199	PROFESSIONAL SERVICES	14100.00
10-5129-200	EMPLOYEE DRUG SCREEN/IMMUNIZ	9000.00
10-5129-201	LAB PROCESSING	32000.00
10-5129-210	HOUSEKEEPING SUPPLIES	400.00
10-5129-237	INJECTIBLES	500.00
10-5129-239	PROGRAM SUPPLIES	5000.00
10-5129-241	PHARMACY	.00
10-5129-242	IN-HOUSE LAB	1800.00
10-5129-260	OFFICE SUPPLIES	1200.00
10-5129-264	EMPLOYEE DURABLE MEDICAL EQU	37000.00
10-5129-299	PATIENT INCENTIVES	.00
10-5129-311	TRAVEL/TRAINING/MEALS	300.00
10-5129-321	TELEPHONE	.00
10-5129-325	POSTAGE	560.00
10-5129-351	REPAIRS - BUILDING	900.00
10-5129-352	EQUIPMENT REPAIRS	.00
10-5129-450	INSURANCE	.00
10-5129-491	DUES & SUBSCRIPTIONS	2467.00

		341422.00

REVENUES

10-3521-260	WELLNESS MEDICARE	1300.00
10-3521-360	STATE-WELLNESS	48000.00
10-3521-410	COUNTY WELLNESS FEES	13100.00
10-3521-411	COUNTY WELLNESS-GYM FEES	18000.00
10-3521-420	WELLNESS MEDICAID	800.00
	COUNTY FUNDS	260222.00
		<hr/>
		341422.00

PREGNANCY CARE MANAGEMENT - 5139

10-5139-121	SALARY	105958.00
10-5139-181	SOCIAL SECURITY	8106.00
10-5139-182	RETIREMENT	7492.00
10-5139-183	HOSPITAL INSURANCE	11549.00
10-5139-185	UNEMPLOYMENT INSURANCE	.00
10-5139-186	WORKERS COMPENSATION	572.00
10-5139-239	PROGRAM SUPPLIES	250.00
10-5139-249	VEHICLE SUPPLIES	.00
10-5139-250	VEHICLE GASOLINE	800.00
10-5139-260	OFFICE SUPPLIES	250.00
10-5139-265	EXPENDIBLE CAPITAL (1000-499	.00
10-5139-311	TRAVEL/TRAINING/MEALS	1000.00
10-5139-321	TELEPHONE	100.00
10-5139-325	POSTAGE	100.00
10-5139-353	SOFTWARE MAINTENANCE	400.00
10-5139-354	VEHICLE REPAIRS	400.00
10-5139-450	INSURANCE	900.00
10-5139-510	CAPITAL OUTLAY	.00

		137877.00
REVENUES		

10-3505-420	PREGNANCY CARE MGT MEDICAID	137877.00
10-3505-991	RES FUND BAL-PREGNANCY CARE	.00
	COUNTY FUNDS	.00

		137877.00

PRIMARY CARE - 5151

10-5151-121	SALARIES	326498.00
10-5151-181	SOCIAL SECURITY	24978.00
10-5151-182	RETIREMENT	23084.00
10-5151-183	HOSPITAL INSURANCE	48716.00
10-5151-185	UNEMPLOYMENT INSURANCE	.00
10-5151-186	WORKERS COMPENSATION INSURAN	1796.00
10-5151-199	PROFESSIONAL SERVICES	2260.00
10-5151-201	LAB PROCESSING	20100.00
10-5151-237	INJECTABLES	2975.00
10-5151-239	PROGRAM SUPPLIES	13000.00
10-5151-241	PHARMACY	.00
10-5151-242	IN-HOUSE LAB	7700.00
10-5151-260	OFFICE SUPPLIES	2075.00
10-5151-265	EXPENDIBLE CAPITAL (1000-499	.00
10-5151-272	CREDIT CARD CHARGES	200.00
10-5151-299	PATIENT INCENTIVES	.00
10-5151-311	TRAVEL/TRAINING/MEALS	600.00
10-5151-325	POSTAGE	2050.00
10-5151-352	REPAIRS - EQUIPMENT	.00
10-5151-353	SOFTWARE MAINTENANCE	1275.00
10-5151-355	EMR EXPENSES & MAINTENANCE	3200.00
10-5151-450	INSURANCE	.00
10-5151-491	DUES	508.00
10-5151-510	CAPITAL OUTLAY	.00

		481015.00

REVENUES

10-3515-260	PRIMARY CARE MEDICARE	10500.00
10-3515-410	PRIMARY CARE FEES	103700.00
10-3515-420	PRIMARY CARE MEDICAID	169000.00
10-3515-430	EMR INCENTIVES	8160.00
	COUNTY FUNDS	189655.00
		<hr/>
		481015.00

COMMUNITY HEALTH/HEALTH PROMOT - 5154

10-5154-121	SALARIES	9514.00
10-5154-181	SOCIAL SECURITY	728.00
10-5154-182	RETIREMENT	673.00
10-5154-183	HOSPITAL INSURANCE	2108.00
10-5154-185	UNEMPLOYMENT INSURANCE	.00
10-5154-186	WORKERS COMPENSATION INSURAN	51.00
10-5154-199	PROFESSIONAL SERVICES	.00
10-5154-239	PROGRAM SUPPLIES	.00
10-5154-311	TRAVEL/TRAINING/MEALS	.00
10-5154-325	POSTAGE/SHIPPING	.00
10-5154-351	BUILDING REPAIRS & MAINTENAN	.00

13074.00

REVENUES

10-3516-360	STATE-COMMUNITY HEALTH/PROMO	13074.00
	COUNTY FUNDS	.00
		----- 13074.00

WIC-NUTRITION EDUCATION - 5155

10-5155-121	SALARIES	84506.00
10-5155-181	SOCIAL SECURITY	6465.00
10-5155-182	RETIREMENT	5975.00
10-5155-183	HOSPITAL INSURANC	10902.00
10-5155-185	UMEMPLOYMENT INSURANCE	.00
10-5155-186	WORKERS COMPENSATION	464.00

		108312.00

REVENUES

10-3524-361	STATE-WIC-NUTRITION EDUCATIO	108312.00
	COUNTY FUNDS	.00

		108312.00

WIC-BREASTFEEDING PROMOTION - 5156

10-5156-121	SALARIES	10070.00
10-5156-181	SOCIAL SECURITY	771.00
10-5156-182	RETIREMENT	712.00
10-5156-183	HOSPITAL INSURANCE	2811.00
10-5156-185	UNEMPLOYMENT INSURANCE	.00
10-5156-186	WORKERS COMPENSATION	57.00

 14421.00

REVENUES

10-3524-362	STATE-WIC-BREASTFEEDING PROM	14421.00
	COUNTY FUNDS	.00

 14421.00

WIC-GENERAL ADMINISTRATION - 5157

10-5157-121	SALARY	6126.00
10-5157-181	SOCIAL SECURITY	469.00
10-5157-182	RETIREMENT	434.00
10-5157-183	HOSPITAL INSURANCE	720.00
10-5157-185	UNEMPLOYMENT INSURANCE	.00
10-5157-186	WORKERS COMPENSATION	34.00

 7783.00

REVENUES

10-3524-363	STATE-WIC-GENERAL ADMINISTRA	7783.00
-------------	------------------------------	---------

	COUNTY FUNDS	.00
--	--------------	-----

 7783.00

VITAL RECORDS - 5161

10-5161-121	SALARIES	6129.00
10-5161-181	SOCIAL SECURITY	469.00
10-5161-182	RETIREMENT	434.00
10-5161-183	HOSPITAL INSURANCE	1561.00
10-5161-185	UNEMPLOYMENT INSURANCE	.00
10-5161-186	WORKERS COMPENSATION	34.00
10-5161-311	TRAVEL/TRAINING/MEALS	500.00

		9127.00

REVENUES

COUNTY FUNDS	9127.00

	9127.00

PREGNANCY CARE MANG-NON-MEDICA - 5162

10-5162-121	SALARIES	22935.00
10-5162-181	SOCIAL SECURITY	1755.00
10-5162-182	RETIREMENT	1621.00
10-5162-183	HOSPITAL INSURANCE	3700.00
10-5162-185	UNEMPLOYMENT INSURANCE	.00
10-5162-186	WORKERS COMPENSATION INSURAN	126.00
10-5162-260	OFFICE SUPPLIES	.00
10-5162-311	TRAVEL	.00

30137.00REVENUES

10-3509-360	STATE-PREGNANCY CARE MGT-NON	30137.00
	COUNTY FUNDS	.00
		<hr/> 30137.00

MATERNAL HEALTH - 5163

10-5163-121	SALARIES	173513.00
10-5163-181	SOCIAL SECURITY	13274.00
10-5163-182	RETIREMENT	12268.00
10-5163-183	HOSPITAL INSURANCE	23760.00
10-5163-185	UNEMPLOYMENT INSURANCE	.00
10-5163-186	WORKERS COMPENSATION INSURAN	955.00
10-5163-199	PROFESSIONAL SERVICES	23230.00
10-5163-201	LAB PROCESSING	7200.00
10-5163-237	INJECTABLES	600.00
10-5163-239	PROGRAM SUPPLIES	6375.00
10-5163-241	PHARMACY	875.00
10-5163-242	IN-HOUSE LAB	6400.00
10-5163-260	OFFICE SUPPLIES	1800.00
10-5163-265	EXPENDIBLE CAPITAL (1000-499	.00
10-5163-311	TRAVEL/TRAINING/MEALS	800.00
10-5163-321	TELEPHONE	50.00
10-5163-325	POSTAGE	2200.00
10-5163-352	REPAIRS AND MAINTENANCE	.00
10-5163-353	SOFTWARE MAINTENANCE	1500.00
10-5163-355	EMR EXPENSES & MAINTENANCE	2000.00
10-5163-450	INSURANCE	.00
10-5163-491	DUES	217.00
10-5163-510	CAPITAL OUTLAY	.00

		277017.00

REVENUES

10-3518-360	STATE-MATERNAL HEALTH	60157.00
10-3518-410	MATERNAL HEALTH FEES	16000.00
10-3518-420	MATERNAL HEALTH MEDICAID	114500.00
10-3518-430	EMR INCENTIVES	5100.00
10-3518-991	RES FUND BAL-MATERNAL HEALTH	.00
	COUNTY FUNDS	81260.00
		<hr/>
		277017.00

10-5164-121	SALARIES	122986.00
10-5164-181	SOCIAL SECURITY	9409.00
10-5164-182	RETIREMENT	8696.00
10-5164-183	HOSPITAL INSURANCE	18620.00
10-5164-185	UNEMPLOYMENT INSURANCE	.00
10-5164-186	WORKERS COMPENSATION INSURAN	677.00
10-5164-199	PROFESSIONAL SERVICES	22730.00
10-5164-201	LAB PROCESSING	7700.00
10-5164-237	INJECTABLES	6575.00
10-5164-239	PROGRAM SUPPLIES	5850.00
10-5164-240	CONTRACEPTION PROGRAM	.00
10-5164-241	PHARMACY	29000.00
10-5164-242	IN-HOUSE LAB	3850.00
10-5164-260	OFFICE SUPPLIES	1700.00
10-5164-265	EXPENDIBLE CAPITAL (1000-499	.00
10-5164-311	TRAVEL	700.00
10-5164-325	POSTAGE	1400.00
10-5164-352	REPAIRS AND MAINTENANCE	.00
10-5164-353	SOFTWARE MAINTENANCE	2300.00
10-5164-355	EMR EXPENSE & MAINTENANCE	1400.00
10-5164-450	INSURANCE	.00
10-5164-491	DUES AND SUBSCRIPTIONS	117.00
10-5164-510	CAPITAL OUTLAY	.00

		243710.00

REVENUES

10-3519-260	FAMILY PLANNING MEDICARE	.00
10-3519-360	STATE-FAMILY PLANNING	101515.00
10-3519-410	FAMILY PLANNING FEE	20900.00
10-3519-420	FAMILY PLANNING MEDICAID	39100.00
10-3519-430	EMR INCENTIVES	3570.00
10-3519-991	RES FUND BAL-FAMILY PLANNING	.00
	COUNTY FUNDS	78625.00
		<hr/>
		243710.00

WIC-CLIENT SERVICES - 5165

10-5165-121	SALARIES	192550.00
10-5165-181	SOCIAL SECURITY	14731.00
10-5165-182	RETIREMENT	13614.00
10-5165-183	HOSPITAL INSURANCE	41400.00
10-5165-185	UNEMPLOYMENT INSURANCE	.00
10-5165-186	WORKERS COMPENSATION	1060.00
10-5165-199	PROFESSIONAL SERVICES	2000.00
10-5165-210	HOUSEKEEPING SUPPLIES	50.00
10-5165-239	PROGRAM SUPPLIES	3000.00
10-5165-242	IN-HOUSE LAB	7600.00
10-5165-260	OFFICE SUPPLIES	4000.00
10-5165-299	PATIENT INCENTIVES	.00
10-5165-311	TRAVEL/TRAINING/MEAL	1750.00
10-5165-312	WIC CROSSROAD TRAINING	.00
10-5165-321	TELEPHONE	5500.00
10-5165-325	POSTAGE	1100.00
10-5165-330	UTILITIES	7250.00
10-5165-351	BUILDING - BUILDING	200.00
10-5165-352	EQUIPMENT REPAIRS	300.00
10-5165-391	ADVERTISING	.00
10-5165-430	RENT	13100.00
10-5165-450	INSURANCE	900.00
10-5165-491	DUES & SUBSCRIPTIONS	310.00
10-5165-510	CAPITAL OUTLAY	8169.00

		318584.00

REVENUES

10-3524-360	STATE-WIC-CLIENT SERVICES	318584.00
10-3524-364	STATE-WIC-CROSSROADS TRAININ	.00
	COUNTY FUNDS	.00
		<hr/>
		318584.00

10-5165-510 | \$8,169.00 | Scales Per State Requirement

PEER BREASTFEEDING - 5166

10-5166-121	SALARIES	14984.00
10-5166-181	SOCIAL SECURITY	1147.00
10-5166-182	RETIREMENT	1060.00
10-5166-183	HOSPITAL INSURANCE	4648.00
10-5166-185	UNEMPLOYMENT INSURANCE	.00
10-5166-186	WORKERS COMPENSATION	83.00

21922.00REVENUES

10-3526-361	STATE-PEER BREASTFEEDING	21922.00
	COUNTY FUNDS	.00

		21922.00

CHILD HEALTH

- 5167

10-5167-121	SALARIES	144212.00
10-5167-181	SOCIAL SECURITY	11033.00
10-5167-182	RETIREMENT	10196.00
10-5167-183	HOSPITAL INSURANCE	22680.00
10-5167-185	UNEMPLOYMENT INSURANCE	.00
10-5167-186	WORKERS COMPENSATION INSURAN	794.00
10-5167-199	PROFESSIONAL SERVICES	500.00
10-5167-201	LAB PROCESSING	.00
10-5167-239	PROGRAM SUPPLIES	500.00
10-5167-242	IN-HOUSE LAB	1575.00
10-5167-260	OFFICE SUPPLIES	1400.00
10-5167-265	EXPENDIBLE CAPITAL (1000-499	.00
10-5167-272	CREDIT CARD CHARGES	200.00
10-5167-299	PATIENT INCENTIVES	.00
10-5167-311	TRAVEL/TRAINING/MEALS	500.00
10-5167-315	CHILD FATALITY TASK FORCE	725.00
10-5167-321	TELEPHONE	.00
10-5167-325	POSTAGE	800.00
10-5167-352	REPAIRS AND MAINTENANCE	.00
10-5167-353	SOFTWARE MAINTENANCE	800.00
10-5167-355	EMR EXPENSE & INCENTIVES	1200.00
10-5167-450	INSURANCE	.00
10-5167-491	DUES AND SUBSCRIPTIONS	117.00
10-5167-510	CAPITAL OUTLAY	.00

		197232.00

REVENUES

10-3520-360	STATE-CHILD HEALTH	43659.00
10-3520-410	CHILD HEALTH FEES	5600.00
10-3520-420	CHILD HEALTH MEDICAID	135700.00
10-3520-430	EMR INCENTIVES	3060.00
10-3520-991	RES FUND BAL-CHILD HEALTH	.00
	COUNTY FUNDS	9213.00
		<hr/>
		197232.00

10-5173-121	SALARIES	163092.00
10-5173-181	SOCIAL SECURITY	12477.00
10-5173-182	RETIREMENT	11531.00
10-5173-183	HOSPITAL INSURANCE	18864.00
10-5173-185	UNEMPLOYMENT INSURANCE	.00
10-5173-186	WORKERS COMPENSATION INSURAN	887.00
10-5173-239	PROGRAM SUPPLIES	.00
10-5173-249	VEHICLE SUPPLIES	.00
10-5173-250	VEHICLE GASOLINE	1400.00
10-5173-260	OFFICE SUPPLIES	300.00
10-5173-265	EXPENDIBLE CAPITAL (1000-499	.00
10-5173-300	MEETING EXPENSES	.00
10-5173-311	TRAVEL/TRAINING/MEALS	800.00
10-5173-321	TELEPHONE	83.00
10-5173-325	POSTAGE	105.00
10-5173-353	SOFTWARE MAINTENANCE	400.00
10-5173-354	VEHICLE REPAIRS	1200.00
10-5173-450	INSURANCE	1800.00
10-5173-510	CAPITAL OUTLAY	.00

212939.00

REVENUES

10-3523-360	STATE-CC4C	5297.00
10-3523-420	CC4C MEDICAID	207642.00

10-3523-991	RES FUND BAL-CC4C	.00
	COUNTY FUNDS	.00
		<hr/>
		212939.00

SOCIAL SERVICES ADMINISTRATION - 5300

10-5300-121	SALARIES	3713712.00
10-5300-181	SOCIAL SECURITY	284099.00
10-5300-182	RETIREMENT	262560.00
10-5300-183	HOSPITAL INSURANCE	815760.00
10-5300-185	UNEMPLOYMENT INSURANCE	.00
10-5300-186	WORKERS COMPENSATION INSURAN	123834.00
10-5300-197	CONTRACT STAFF	79300.00
10-5300-198	SECURITY SERVICE	36000.00
10-5300-199	PROFESSIONAL SERVICES	50000.00
10-5300-260	SUPPLIES	105000.00
10-5300-265	EXPENDABLE CAPITAL	.00
10-5300-311	TRAVEL/TRAINING/MEALS	103000.00
10-5300-321	TELEPHONE	60000.00
10-5300-325	POSTAGE	47000.00
10-5300-352	REPAIRS - EQUIPMENT	1000.00
10-5300-393	GENERAL ASSISTANCE-REIMBURSA	21000.00
10-5300-396	SPECIAL LINKS	.00
10-5300-397	LINKS	.00
10-5300-398	CONTRACTED FOOD STAMPS PMT T	17000.00
10-5300-430	RENT-OFFICE MACH/BUILDING	36000.00
10-5300-450	INSURANCE AND BONDS	273.00
10-5300-491	DUES	3000.00
10-5300-510	CAPITAL OUTLAY	.00

		5758538.00

REVENUES

10-3530-361	STATE-SOCIAL SERVICES	4742421.00
10-3530-370	BABY LOVE ASST FUNDS(OFFSET	.00
10-3530-410	NC HEALTH CHOICE ENROLLMENT	8600.00
10-3530-411	HCWD ENROLLMENT FEES	.00
10-3530-420	SOCIAL SERVICES MEDICAID-AT	.00
10-3530-890	FOOD STAMP FRAUD COLLECTIONS	20000.00
	COUNTY FUNDS	987517.00
		<hr/>
		5758538.00

WORK FIRST/TANF - 5372

10-5372-193	MEDICAL EXAMINATIONS	100.00
10-5372-194	EMERGENCY TANF	3500.00
10-5372-196	EDUCATIONAL TRAINING	1000.00
10-5372-212	UNIFORMS, TOOLS, LICENSE, ETC	100.00
10-5372-231	BOOKS & SUPPLIES	500.00
10-5372-239	PROGRAM ENHANCEMENTS	70000.00
10-5372-311	TRAVEL	5000.00

 80200.00

REVENUES

COUNTY FUNDS 80200.00

 80200.00

TITLE - IV D - 5373

10-5373-197	GENETIC TESTING PMT TO STATE	.00
10-5373-198	GENETIC TESTING, SHERIFF & C	29000.00
10-5373-199	PROFESSIONAL SERVICES	123528.00

		152528.00

REVENUES

10-3530-365	STATE-TITLE IV-D CHILD SUPPO	58060.00
10-3537-410	IV-D APPLICATION FEE	500.00
10-3537-890	IV-D CLIENT FEES	200.00
10-3537-891	PATERNITY TESTING	1250.00
	COUNTY FUNDS	92518.00

		152528.00

T A N F PROGRAM - 5410

10-5410-199	WORKFIRST FUNCTIONAL ASSESSM	.00
10-5410-640	TANF ASST PMT TO STATE	1500.00
10-5410-641	INITIAL TANF CHECKS	.00

		1500.00

REVENUES

10-3541-361	STATE-TANF	1500.00
	COUNTY FUNDS	.00

		1500.00

SPECIAL ASSISTANCE FOR ADULTS - 5420

10-5420-640	SPECIAL ASST ADULT PMT TO ST	603388.00

		603388.00

REVENUES

	COUNTY FUNDS	603388.00

		603388.00

FOSTER CHILDREN - 5440

10-5440-399	FOSTER CARE PMT TO OTHERS	501800.00
10-5440-400	FOSTER CARE PMT TO STATE	44200.00

		546000.00

REVENUES

10-3544-360	STATE-FOSTER CHILD	357570.00
	COUNTY FUNDS	188430.00

		546000.00

MEDICAID PROGRAM - 5450

10-5450-640	MEDICAID ASST PMT TO STATE	3000.00
10-5450-641	MEDICAID TRANSPORTATION	700000.00
10-5450-642	DISABILITY TRANSPORTATION	5000.00
10-5450-643	MEDICAID FRAUD COLL PMT TO S	29000.00

		737000.00

REVENUES

10-3543-360	STATE-MEDICAID TRANSPORTATIO	705000.00
10-3543-362	MEDICAID FRAUD FUNDS COLLECT	29000.00
	COUNTY FUNDS	3000.00

		737000.00

AID TO BLIND PROGRAM - 5460

10-5460-640	BLIND ASST PMT TO STATE	6438.00

		6438.00

REVENUES

	COUNTY FUNDS	6438.00

		6438.00

ADOPTION ASSISTANCE FUND - 5470

10-5470-198	PROFESSIONAL SERVICES	.00
10-5470-199	ADOPTION ATTORNEY	5000.00
10-5470-693	ADOPTION ASST PMT TO STATE	10000.00
10-5470-694	SPECIAL CHILDREN ADOPTION FU	.00

		15000.00

REVENUES

10-3546-360	STATE-ADOPTION ASSISTANCE FU	5000.00
	COUNTY FUNDS	10000.00

		15000.00

CRISIS INTERVENTION PROGRAM - 5480

10-5480-399	CRISIS INTERVENTION PROGRAM	224501.00

		224501.00

REVENUES

	COUNTY FUNDS	224501.00

		224501.00

PROGRESS ENERGY ASSISTANCE. - 5490

10-5490-399 ENERGY NEIGHBORHOOD FUNDS 5984.00

10-5490-400 SHARE THE WARMTH PROGRAM .00

5984.00

REVENUES

COUNTY FUNDS 5984.00

5984.00

SOCIAL SERVICE BUILDING EXPENS - 5580

10-5580-121	SALARIES	22696.00
10-5580-181	SOCIAL SECURITY	1737.00
10-5580-182	RETIREMENT	1605.00
10-5580-183	HOSPITAL INSURANCE	7920.00
10-5580-185	UNEMPLOYMENT INSURANCE	.00
10-5580-186	WORKERS COMPENSATION INSURAN	1176.00
10-5580-199	PROFESSIONAL SERVICES	17000.00
10-5580-210	HOUSEKEEPING SUPPLIES	8000.00
10-5580-330	UTILITIES	70000.00
10-5580-351	REPAIRS - BUILDING	70000.00
10-5580-394	CLEANING SERVICE	5000.00
10-5580-450	INSURANCE	23930.00
10-5580-510	CAPITAL OUTLAY	.00

229064.00

REVENUES

COUNTY FUNDS 229064.00

229064.00

GENERAL ASSISTANCE - 5581

10-5581-399	PUBLIC ASSISTANCE	25000.00
10-5581-400	PAUPERS - BURIAL	5000.00
10-5581-645	TAX INTERCEPT REFUNDS	.00
10-5581-646	COUNTY OVERPAYMENTS	.00

30000.00

REVENUES

COUNTY FUNDS 30000.00

30000.00

DAY CARE-SOCIAL SERVICE - 5582

10-5582-399 DAY CARE ASSISTANCE 2517048.00

10-5582-440 DAY CARE - FRAUD RECOVERY .00

2517048.00REVENUES

10-3585-360 STATE-DAY CARE 2517048.00

10-3585-410 DAY CARE FRAUD RECOVERY .00

10-3990-013 FUND BAL-DAY CARE FRAUD .00

COUNTY FUNDS .00

2517048.00

AGING-COUNTY

- 5600

10-5600-121	SALARIES	229005.00
10-5600-181	SOCIAL SECURITY	17519.00
10-5600-182	RETIREMENT	16191.00
10-5600-183	HOSPITAL INSURANCE	63360.00
10-5600-185	UNEMPLOYMENT INSURANCE	.00
10-5600-186	WORKERS COMPENSATION INSURAN	8724.00
10-5600-196	VOLUNTEER TRAINING & RECOGNI	600.00
10-5600-199	PROFESSIONAL SERVICES	100.00
10-5600-210	HOUSEKEEPING SUPPLIES	900.00
10-5600-220	REFRESHMENTS	300.00
10-5600-260	SUPPLIES	350.00
10-5600-264	CENTENNIAL PROGRAM	125.00
10-5600-271	AGING NUTRITION SUPPLIES	38000.00
10-5600-311	TRAVEL/TRAINING/MEALS	15000.00
10-5600-321	TELEPHONE	900.00
10-5600-325	POSTAGE	200.00
10-5600-329	SENIOR GAMES	2000.00
10-5600-330	UTILITIES	6000.00
10-5600-351	REPAIRS - BUILDING	650.00
10-5600-430	OFFICE MACHINE RENTAL	300.00
10-5600-450	INSURANCE	1771.00
10-5600-491	DUES	550.00
10-5600-980	CONTRIBUTION TO NUTRITION	14740.00
10-5600-981	CONTRIBUTION TO AGING PROJEC	20000.00

		437285.00

REVENUES

10-3560-481	SALES: AGING NUTRITION SUPP	38000.00
10-3833-601	CONTRIBUTION-HOMEMAKER	.00
	COUNTY FUNDS	399285.00
		<hr/>
		437285.00

AGING-IN HOME AIDE SERVICES - 5605

10-5605-121	SALARIES	60299.00
10-5605-126	OTHER PERSONNEL	.00
10-5605-181	SOCIAL SECURITY	4613.00
10-5605-182	RETIREMENT	4264.00
10-5605-183	HOSPITAL INSURANCE	.00
10-5605-185	UNEMPLOYMENT INSURANCE	.00
10-5605-186	WORKERS COMPENSATION INSURAN	2637.00
10-5605-198	MANAGEMENT INFO SYSTEM	.00
10-5605-199	AUDIT	.00
10-5605-260	OFFICE SUPPLIES	.00
10-5605-311	TRAVEL/TRAINING/MEALS	.00
10-5605-320	COMMUNICATIONS	.00
10-5605-340	PRINTING	.00
10-5605-413	OFFICE SPACE	.00

71813.00

REVENUES

10-3565-360	STATE-AGING IN HOME AIDE SER	71813.00
10-3565-410	AGING IN HOME AIDE SERVICES	.00
10-3565-992	COUNTY FUNDS-AGING IN HOME A	.00
10-3565-993	IN-KIND AGING IN HOME AIDE S	.00
	COUNTY FUNDS	.00

71813.00

FAMILY CAREGIVER - 5618

10-5618-121	SALARIES	9198.00
10-5618-181	SOCIAL SECURITY	704.00
10-5618-182	RETIREMENT	651.00
10-5618-183	HOSPITAL INSURANCE	.00
10-5618-185	UNEMPLOYMENT INSURANCE	.00
10-5618-186	WORKERS COMPENSATION INSURAN	402.00
10-5618-198	MANAGEMENT INFORMATION SYSTE	.00
10-5618-220	REFRESHMENTS	.00
10-5618-260	SUPPLIES	.00
10-5618-261	INCONTINENCE SUPPLIES	.00
10-5618-311	TRAVEL/TRAINING/MEALS	.00

10955.00

REVENUES

10-3578-360	STATE-FAMILY CAREGIVER	10955.00
10-3578-410	PROGRAM INCOME-FAMILY CAREGI	.00

	COUNTY FUNDS	.00
--	--------------	-----

10955.00

EVENTS CENTER

- 5701

10-5701-121	SALARIES	77545.00
10-5701-181	SOCIAL SECURITY	5933.00
10-5701-182	RETIREMENT	5697.00
10-5701-183	HOSPITAL INSURANCE	15840.00
10-5701-185	UNEMPLOYMENT INSURANCE	.00
10-5701-186	WORKERS COMPENSATION	3362.00
10-5701-199	PROFESSIONAL SERVICES	2000.00
10-5701-200	EVENTS CTR MGR CONTRACT	.00
10-5701-202	EVENT-CONTRACT LABOR	26000.00
10-5701-203	EVENT EXPENSES	120000.00
10-5701-204	EVENT-DUPLINS MAIN SQUEEZE	.00
10-5701-205	EVENT-PAM TILLIS	.00
10-5701-206	EVENT EXP-DUPLIN-NC HURRICAN	.00
10-5701-207	EVENT-PICADILLY CIRCUS	.00
10-5701-208	LIONS CLUB BIG BUCK ROUNDUP	.00
10-5701-209	EVENT EXP-KEMBA	.00
10-5701-210	HOUSEKEEPING SUPPLIES	1500.00
10-5701-211	EVENT EXP-AMERICAN CANCER SO	.00
10-5701-212	UNIFORMS	600.00
10-5701-213	EVENT EXP-DUPLIN SCHOOLS CAR	.00
10-5701-214	EVENT EXP-BEASLEY FAMILY BEN	.00
10-5701-215	EVENT EXP-EVENT CENTER OPEN	.00
10-5701-216	EVENT EXPENSES-NCHP TRAINING	.00
10-5701-217	EVENT EXPENSES-CLASSIC COLLE	.00
10-5701-218	EVENT EXPENSES-BLAKE KEARNEY	.00

EVENTS CENTER

- 5701

10-5701-219	EVENT EXP-JSCC GRADUATION	.00
10-5701-220	EVENT EXP-DUP CO BD OF ED AW	.00
10-5701-221	EVENT EXP-DUPLIN CO SERV FOR	.00
10-5701-222	EVENT EXP-DUP CO BD OF ED PA	.00
10-5701-223	EVENT EXP-EAST DUPLIN GRADUA	.00
10-5701-224	EVENT EXP-JAMES KENAN GRADUA	.00
10-5701-225	EVENT EXP-PADILLA QUINCEANER	.00
10-5701-226	EVENT EXP-MICRO WRESTLING FE	.00
10-5701-227	EVENT EXPENSE-CELEB OF PRAIS	.00
10-5701-228	EVENT EXPENSE-MACDON INDUSTR	.00
10-5701-249	VEHICLE SUPPLIES	50.00
10-5701-250	VEHICLE GASOLINE	750.00
10-5701-260	SUPPLIES	5000.00
10-5701-270	CONCESSION EXPENSE	15000.00
10-5701-271	ETIX FEES	4000.00
10-5701-272	CREDIT CARD CHARGES	1000.00
10-5701-273	SALES TAX-EVENTS CENTER	2000.00
10-5701-311	TRAVEL/TRAINING/MEALS	3000.00
10-5701-321	TELEPHONE	4250.00
10-5701-325	POSTAGE	1000.00
10-5701-330	UTILITIES	50000.00
10-5701-351	REPAIRS & MAINTENANCE-BLDG &	17000.00
10-5701-352	REPAIRS-EQUIPMENT	5000.00
10-5701-353	REPAIRS - VEHICLE	850.00
10-5701-391	ADVERTISING AND MARKETING	13000.00

EVENTS CENTER - 5701

10-5701-430	RENT	2000.00
10-5701-450	INSURANCE AND BONDS	26591.00
10-5701-491	DUES & SUBSCRIPTIONS	1800.00

		410768.00

REVENUES

10-3701-411	EVENTS CENTER FEES	50000.00
10-3701-412	CONCESSION REVENUE	10000.00
	COUNTY FUNDS	350768.00

		410768.00

DUPLIN COMMONS - 5702

10-5702-980 TRANSFER TO DEBT SERVICE 578271.00

578271.00

REVENUES

COUNTY FUNDS 578271.00

578271.00

VETERAN'S SERVICE OFFICER - 5820

10-5820-121	SALARIES	86757.00
10-5820-181	SOCIAL SECURITY	6637.00
10-5820-182	RETIREMENT	6134.00
10-5820-183	HOSPITAL INSURANCE	15840.00
10-5820-185	UNEMPLOYMENT INSURANCE	.00
10-5820-186	WORKERS COMPENSATION INSURAN	217.00
10-5820-210	HOUSEKEEPING SUPPLIES	275.00
10-5820-260	SUPPLIES	1000.00
10-5820-311	TRAVEL/TRAINING/MEALS	2600.00
10-5820-321	TELEPHONE	1000.00
10-5820-325	POSTAGE	350.00
10-5820-330	UTILITIES	1450.00
10-5820-351	REPAIRS - BUILDING & GROUNDS	350.00
10-5820-391	ADVERTISING	.00
10-5820-394	CLEANING SERVICE	.00
10-5820-430	RENT	150.00
10-5820-450	INSURANCE	324.00
10-5820-491	DUES	160.00

 123244.00

REVENUES

10-3582-360	STATE-VETERAN	1452.00
	COUNTY FUNDS	121792.00
		<hr/>
		123244.00

EDUCATION - 5900

10-5900-629	TRANSFER TO CAP RES-JSCC	.00
10-5900-630	CONT TO CURRENT EXP-JSCC	1621168.00
10-5900-631	CONT TO CAP OUTLAY - JSCC	267907.00
10-5900-632	TRANS CAP RES SCH-ART42 HOLD	731000.00
10-5900-633	TRANSFER TO CAP RES-SCHOOLS	.00
10-5900-634	CONT TO CAPITAL OUTLAY-SCHOO	.00
10-5900-635	CONT TO CURRENT EXP-SCHOOL	9485760.00
10-5900-640	BG GRADY SEWER APPLICATION	.00
10-5900-650	CONT TO CAP OUTLAY SCH-RECRE	200000.00
10-5900-651	CONT TO CAP OUTLAY SCH-RECRE	50000.00

12355835.00

REVENUES

COUNTY FUNDS 12355835.00

12355835.00

NUTRITION-HOMEBOUND MEALS - 5950

10-5950-121	SALARIES	22871.00
10-5950-126	IN KIND SALARY	.00
10-5950-181	SOCIAL SECURITY	1750.00
10-5950-182	RETIREMENT	1617.00
10-5950-183	HOSPITAL INSURANCE	7920.00
10-5950-185	UNEMPLOYMENT INSURANCE	.00
10-5950-186	WORKERS COMPENSATION INSURAN	1000.00
10-5950-196	VOLUNTEER TRAINING & RECOGNI	.00
10-5950-197	CATERER	.00
10-5950-198	MANAGEMENT INFO SYSTEM	.00
10-5950-199	AUDIT	.00
10-5950-250	VEHICLE GAS	.00
10-5950-260	OFFICE SUPPLIES	.00
10-5950-320	COMMUNICATIONS	.00
10-5950-340	PRINTING	.00

		35158.00
REVENUES		

10-3575-260	USDA-HOMEBOUND MEALS	.00
10-3575-360	STATE-NUTRITION-HOMEBOUND ME	35158.00
10-3575-410	PROJECT INCOME-HOMEBOUND MEA	.00
10-3575-992	COUNTY FUNDS-5921	.00
10-3575-993	IN-KIND CONTRIBUTION 5921	.00
	COUNTY FUNDS	.00

		35158.00

NUTRITION - 5951

10-5951-121	SALARIES	54543.00
10-5951-126	OTHER PERSONNEL	.00
10-5951-181	SOCIAL SECURITY	4173.00
10-5951-182	RETIREMENT	3807.00
10-5951-183	HOSPITAL INSURANCE	7920.00
10-5951-185	UNEMPLOYMENT INSURANCE	.00
10-5951-186	WORKERS COMPENSATION INSURAN	1925.00
10-5951-196	VOLUNTEER TRAINING & RECOGNI	.00
10-5951-197	CATERER	.00
10-5951-198	MANAGEMENT INFO SYSTEM	.00
10-5951-199	AUDIT	.00
10-5951-239	SITE SUPPLIES	.00
10-5951-250	VEHICLE GASOLINE	.00
10-5951-260	OFFICE SUPPLIES	.00
10-5951-311	TRAVEL/TRAINING/MEALS	.00
10-5951-320	COMMUNICATIONS	.00
10-5951-340	PRINTING	.00
10-5951-353	VEHICLE REPAIRS	.00
10-5951-413	OFFICE SPACE	.00
10-5951-450	INSURANCE	.00

72368.00

REVENUES

10-3575-260	USDA-HOMEBOUND MEALS	.00
-------------	----------------------	-----

10-3576-260	USDA-NUTRITION	.00
10-3576-360	STATE-NUTRITION	25867.00
10-3576-410	NUTRITION FEES	.00
10-3576-992	COUNTY FUNDS-NUTRITION	.00
10-3576-993	IN-KIND NUTRITION	.00
	COUNTY FUNDS	46501.00
		<hr/>
		72368.00

LIBRARY - 6110

10-6110-121	SALARIES	270128.00
10-6110-181	SOCIAL SECURITY	20665.00
10-6110-182	RETIREMENT	19099.00
10-6110-183	HOSPITAL INSURANCE	47520.00
10-6110-185	UNEMPLOYMENT INSURANCE	.00
10-6110-186	WORKERS COMPENSATION INSURAN	676.00
10-6110-199	PROFESSIONAL SERVICES	12621.00
10-6110-210	HOUSEKEEPING SUPPLIES	700.00
10-6110-260	SUPPLIES	20000.00
10-6110-311	TRAVEL/TRAINING/MEALS	5000.00
10-6110-321	TELEPHONE	1200.00
10-6110-322	TELEPHONE-ELECTRONIC ACCESS	9490.00
10-6110-325	POSTAGE	3000.00
10-6110-330	UTILITIES	13000.00
10-6110-351	REPAIRS - BUILDING & GROUNDS	2500.00
10-6110-352	REPAIRS - EQUIPMENT	2000.00
10-6110-391	ADVERTISING	250.00
10-6110-394	CLEANING SERVICE	500.00
10-6110-430	RENT	600.00
10-6110-450	INSURANCE AND BONDS	10557.00
10-6110-491	DUES & SUBSCRIPTIONS	9765.00
10-6110-500	GRANT MATCH-LITERACY & LIFEL	1610.00
10-6110-510	CAPITAL OUTLAY	.00
10-6110-560	CAPITAL OUTLAY - BOOKS	113800.00
10-6110-561	BOOKS-LAW	3870.00

568551.00

REVENUES

10-3611-360	STATE-LIBRARY	117000.00
10-3611-410	LIBRARY FEES	12400.00
10-3611-840	CONTRIBUTION-LAW LIBRARY	3870.00
10-3611-845	DONATIONS - LIBRARY	.00
10-3611-846	ASSOC OF RURAL/SMALL LIB-AID	.00
	COUNTY FUNDS	435281.00
		<hr/>
		568551.00

PARKS AND RECREATION - 6121

10-6121-121	SALARIES	82072.00
10-6121-181	SOCIAL SECURITY	6279.00
10-6121-182	RETIREMENT	4780.00
10-6121-183	HOSPITAL INSURANCE	7920.00
10-6121-185	UNEMPLOYMENT INSURANCE	.00
10-6121-186	WORKERS COMPENSATION INSURAN	3341.00
10-6121-199	PROFESSIONAL SERVICES	5750.00
10-6121-210	HOUSEKEEPING SUPPLIES	1600.00
10-6121-212	UNIFORMS	200.00
10-6121-250	VEHICLE GASOLINE	2250.00
10-6121-260	SUPPLIES	1100.00
10-6121-273	SALES TAX-CABIN LAKE	6.00
10-6121-298	PROGRAM SUPPLIES	75.00
10-6121-311	TRAVEL	200.00
10-6121-321	TELEPHONE	2850.00
10-6121-325	POSTAGE	400.00
10-6121-330	UTILITIES	13500.00
10-6121-351	REPAIRS - BUILDING & GROUNDS	5000.00
10-6121-352	REPAIRS - EQUIPMENT	2200.00
10-6121-353	REPAIRS - VEHICLE	500.00
10-6121-391	ADVERTISING	4030.00
10-6121-430	RENT	50.00
10-6121-450	INSURANCE	3428.00
10-6121-510	CAPITAL OUTLAY	.00

		147531.00

REVENUES

10-3612-410	CABIN LAKE FEES	44000.00
10-3612-480	CONCESSIONS-CABIN LAKE	200.00
10-3612-841	DONATIONS-CABIN LAKE	.00
	COUNTY FUNDS	103331.00
		<hr/>
		147531.00

MUSEUM - 6140

10-6140-121	SALARIES	24988.00
10-6140-181	SOCIAL SECURITY	1912.00
10-6140-182	RETIREMENT	1767.00
10-6140-183	HOSPITAL INSURANCE	.00
10-6140-185	UNEMPLOYMENT INSURANCE	.00
10-6140-186	WORKERS COMPENSATION INSURAN	63.00
10-6140-198	CONTRACT-SEEK GRANTS FOR MUS	.00
10-6140-210	HOUSEKEEPING SUPPLIES	150.00
10-6140-260	SUPPLIES	800.00
10-6140-321	TELEPHONE	800.00
10-6140-325	POSTAGE	50.00
10-6140-330	UTILITIES	5500.00
10-6140-351	REPAIRS - BUILDING & GROUNDS	1000.00
10-6140-391	ADVERTISING	500.00
10-6140-450	INSURANCE	1558.00
10-6140-491	DUES & SUBSCRIPTIONS	380.00

		39468.00

REVENUES

10-3614-840	DONATIONS - MUSEUM	500.00
	COUNTY FUNDS	38968.00

		39468.00

CONTRIBUTIONS/TRANSFERS - 9800

10-9800-064	TRANSFER TO TRANSPORTATION	125000.00
10-9800-066	TRANSFER TO SOLID WASTE	.00
10-9800-089	TRANSFER TO HOSPITAL INS FUN	.00
10-9800-630	CONT TO FOREST SERVICE	123958.00
10-9800-631	CONT TO MENTAL HEALTH	224474.00
10-9800-637	CONT TO RPO	5782.00
10-9800-638	CONT TO DUP CTY IND & BUD DE	.00
10-9800-981	TRANSFER TO COMMUNITY DEVELO	.00
10-9800-984	TRANSFER TO AIRPORT	187614.00

		666828.00

REVENUES

10-3981-891	CONT-TOWNS RPO	1320.00
	COUNTY FUNDS	665508.00

		666828.00

EMERGENCY TELEPHONE FUND - 4324

19-4324-197	ADDRESSING FUNCTIONS	12263.00
19-4324-198	GIS FUNCTION	6823.00
19-4324-199	PROFESSIONAL SERVICES	131832.00
19-4324-200	TELE COMM TRAINING	1077.00
19-4324-260	SUPPLIES	6000.00
19-4324-265	EXPENDIBLE CAPITAL (1000-499	.00
19-4324-311	TRAINING	12789.00
19-4324-314	LANGUAGE LINE SERVICES	2650.00
19-4324-321	ANI SR AND UPDATES	72461.00
19-4324-322	WIRELESS DATABASE	13800.00
19-4324-323	CALL BACK LINES(2185 & 2186)	6962.00
19-4324-352	ECATS	.00
19-4324-498	REIMB TO GENERAL FUND-INELIG	.00
19-4324-510	CAPITAL OUTLAY	35000.00

301657.00

REVENUES

19-3254-410	EMERGENCY TELEPHONE FEE	301657.00
19-3831-002	INTEREST-EMERGENCY TELEPHONE	.00
19-3839-002	MISC-EMERGENCY TELEPHONE	.00
19-3991-002	FUND BAL-EMER TEL FEE	.00
	COUNTY FUNDS	.00

301657.00

64-5601-265 \$35,000.00 EFT Software/911 Adviser Implementation

CAPITAL RESERVE SCHOOL FUND - 5912

22-5912-002	CAPITAL RESERVE	.00
22-5912-003	CAPITAL OUTLAY SCHOOLS	.00
22-5912-004	DEBT SERVICE TRANSFER	1227821.00
22-5912-005	CAP.OUTLAY-RECREATION-HIGH S	.00
22-5912-006	CAP.OUTLAY-RECREATION-ELEM.	.00
22-5912-011	CAPITAL-IMPROVEMENTS TO SITE	262000.00
22-5912-012	CAPITAL-EQUIPMENT/FURNITURE	537000.00
22-5912-013	CAPITAL-VEHICLES	174000.00

		2200821.00

REVENUES

22-3232-000	SALES TAX 1/2 (30% ART.40)	719821.00
22-3233-000	SALES TAX 1/2 (60% ART.42)	750000.00
22-3831-000	INVESTMENT EARNINGS	.00
22-3981-000	TRANSFER FROM GENERAL FUND	731000.00
22-3991-000	FUND BALANCE	.00
	COUNTY FUNDS	.00

		2200821.00

AUTOMATION ENHANCEMENT/PRESER - 4180

24-4180-199	PROFESSIONAL SERVICES	.00
24-4180-261	WIRELESS INTERNET-COURTHOUSE	.00
24-4180-264	SHELVING	.00
24-4180-352	REPAIRS & MAINTENANCE-EQUIPM	.00
24-4180-418	A E & P RESERVE	19750.00
24-4180-510	CAPITAL OUTLAY	.00

19750.00REVENUES

24-1171-000	INVESTMENT-CAP RES-AE&P	.00
24-3831-000	INTEREST EARNED	.00
24-3981-000	TRANSFER FROM GENERAL FUND	19750.00
24-3991-000	FUND BALANCE	.00
	COUNTY FUNDS	.00

19750.00

PROPERTY REVALUATION - 3100

25-3100-000	AD VALOREM TAX-PROPERTY REVA	-100000.00
25-3100-001	AD VALOREM TAX-MAPPING	-17900.00
25-3831-000	INTEREST-PROPERTY REVAL	.00
25-3831-001	INTEREST-PROP REVAL MAPPING	.00
25-3991-000	FUND BALANCE-PROP REV	.00
25-3991-001	FUND BALANCE-MAPPING	.00

		-117900.00

PROPERTY REVALUATION - 4140

25-4140-199	PROPERTY REVALUATION	100000.00
25-4140-260	SUPPLIES	.00
25-4140-510	CAPITAL OUTLAY	.00

		100000.00

REVENUES

25-3100-000	AD VALOREM TAX-PROPERTY REVA	100000.00
25-3831-000	INTEREST-PROPERTY REVAL	.00
25-3991-000	FUND BALANCE-PROP REV	.00
	COUNTY FUNDS	.00

		100000.00

PROPERTY REVALUATION MAPPING - 4141

25-4141-199	MAPPING	17900.00
25-4141-265	EXPENDABLE CAPITAL	.00
25-4141-510	CAPITAL OUTLAY	.00

		17900.00

REVENUES

25-3100-001	AD VALOREM TAX-MAPPING	17900.00
25-3831-001	INTEREST-PROP REVAL MAPPING	.00
25-3991-001	FUND BALANCE-MAPPING	.00
	COUNTY FUNDS	.00

		17900.00

FIRE TAX FUND

- 3100

28-3100-340	AD VALOREM TAXES-OAK WOLFE F	-45435.00
28-3100-350	AD VALOREM TAXES-GLISSON FIR	-98108.00
28-3100-360	AD VALOREM TAXES-SARECTA FIR	-83752.00
28-3100-370	AD VALOREM TAXES-EAST DUPLIN	-66690.00
28-3100-390	AD VALOREM TAXES-ALBERTSON F	-58172.00
28-3100-400	AD VALOREM TAXES-STACY BRITT	-103075.00
28-3100-401	AD VALOREM TAXES-FRANKLIN FI	-18305.00
28-3100-402	AD VALOREM TAXES-NORTHEAST F	-158630.00
28-3101-340	MOTOR VEHICLE-OAK WOLFE	-5278.00
28-3101-350	MOTOR VEHICLE-GLISSON FIRE	-2163.00
28-3101-360	MOTOR VEHICLE-SARECTA FIRE	-4300.00
28-3101-370	MOTOR VEHICLE-EAST DUPLIN FI	-8835.00
28-3101-390	MOTOR VEHICLE-ALBERTSON FIRE	-10426.00
28-3101-400	MOTOR VEHICLE-STACY BRITT FI	-20051.00
28-3101-401	MOTOR VEHICLE-FRANKLIN FIRE	-914.00
28-3101-402	MOTOR VEHICLE-NORTHEAST FIRE	-7310.00
28-3831-000	INTEREST	.00
28-3991-000	FUND BALANCE	.00

		-691444.00

OAK WOLFE FIRE DISTRICT - 4340

28-4340-497	COMMISSION TO GENERAL FUND	1363.00
28-4340-498	PMT TO STATE FOR MTR VEH COL	79.00
28-4340-699	CONTRIBUTION TO FIRE DEPARTM	49271.00

		50713.00

REVENUES

28-3100-340	AD VALOREM TAXES-OAK WOLFE F	45435.00
28-3101-340	MOTOR VEHICLE-OAK WOLFE	5278.00
	COUNTY FUNDS	.00

		50713.00

GLISSON FIRE DISTRICT - 4350

28-4350-497	COMMISSION TO GENERAL FUND	2943.00
28-4350-498	PMT TO STATE FOR MTR VEH COL	32.00
28-4350-699	CONTRIBUTION TO FIRE DEPARTM	97296.00

		100271.00

REVENUES

28-3100-350	AD VALOREM TAXES-GLISSON FIR	98108.00
28-3101-350	MOTOR VEHICLE-GLISSON FIRE	2163.00
	COUNTY FUNDS	.00

		100271.00

SARECTA FIRE RESPONSE DISTRICT - 4360

28-4360-497	COMMISSION TO GENERAL FUND	2513.00
28-4360-498	PMT TO STATE FOR MTR VEH COL	65.00
28-4360-699	CONTRIBUTION TO FIRE DEPARTM	85474.00

		88052.00

REVENUES

28-3100-360	AD VALOREM TAXES-SARECTA FIR	83752.00
28-3101-360	MOTOR VEHICLE-SARECTA FIRE	4300.00
	COUNTY FUNDS	.00

		88052.00

EAST DUPLIN FIRE DISTRICT - 4370

28-4370-497	COMMISSION TO GENERAL FUND	2001.00
28-4370-498	PMT TO STATE FOR MTR VEH COL	133.00
28-4370-699	CONTRIBUTION TO FIRE DEPARTM	73391.00

		75525.00

REVENUES

28-3100-370	AD VALOREM TAXES-EAST DUPLIN	66690.00
28-3101-370	MOTOR VEHICLE-EAST DUPLIN FI	8835.00
	COUNTY FUNDS	.00

		75525.00

ALBERTSON FIRE DISTRICT - 4390

28-4390-497	COMMISSION TO GENERAL FUND	1745.00
28-4390-498	PMT TO STATE FOR MTR VEH COL	156.00
28-4390-699	CONTRIBUTION TO FIRE DEPARTM	66697.00

		68598.00

REVENUES

28-3100-390	AD VALOREM TAXES-ALBERTSON F	58172.00
28-3101-390	MOTOR VEHICLE-ALBERTSON FIRE	10426.00
	COUNTY FUNDS	.00

		68598.00

STACY BRITT FIRE DISTRICT - 4400

28-4400-497	COMMISSION TO GENERAL FUND	3092.00
28-4400-498	PMT TO STATE FOR MTR VEH COL	301.00
28-4400-699	CONTRIBUTION TO FIRE DEPARTM	119733.00

		123126.00

REVENUES

28-3100-400	AD VALOREM TAXES-STACY BRITT	103075.00
28-3101-400	MOTOR VEHICLE-STACY BRITT FI	20051.00
	COUNTY FUNDS	.00

		123126.00

FRANKLIN FIRE DISTRICT - 4401

28-4401-497	COMMISSION TO GENERAL FUND	549.00
28-4401-498	PMT TO STATE FOR MTR VEH COL	14.00
28-4401-699	CONTRIBUTION TO FIRE DEPARTM	18656.00

		19219.00

REVENUES

28-3100-401	AD VALOREM TAXES-FRANKLIN FI	18305.00
28-3101-401	MOTOR VEHICLE-FRANKLIN FIRE	914.00
	COUNTY FUNDS	.00

		19219.00

NORTHEAST FIRE DISTRICT - 4402

28-4402-497	COMMISSION TO GENERAL FUND	4759.00
28-4402-498	PMT TO STATE FOR MTR VEH COL	110.00
28-4402-699	CONTRIBUTION TO FIRE DEPARTM	161071.00

		165940.00

REVENUES

28-3100-402	AD VALOREM TAXES-NORTHEAST F	158630.00
28-3101-402	MOTOR VEHICLE-NORTHEAST FIRE	7310.00
	COUNTY FUNDS	.00

		165940.00

DEBT SERVICE - 3831

30-3831-532	INTEREST-2002 COP INTEREST	.00
30-3831-570	INTEREST-USDA DUP COMM DEBT	.00
30-3831-714	INTEREST-2012 LOB'S	.00
30-3980-002	TRANSFER FROM SCH PLANNING	.00
30-3980-003	TRANSFER FROM SCH RESERVE	-1227821.00
30-3980-004	TRANSFER FROM AIRPORT	-51601.00
30-3980-005	TRANSFER FROM WATER DISTRICT	.00
30-3981-000	TRANSFER FROM GENERAL FUND	-675881.00
30-3991-000	FUND BALANCE	.00

		-1955303.00

LAW - DEBT SERVICE - 4320

30-4320-710	PRINCIPAL-LAW 2002 COP	95000.00
30-4320-720	INTEREST-LAW 2002 COP	2375.00
30-4320-740	BANK CHARGES-LAW 2002 COPS	235.00

97610.00

REVENUES

COUNTY FUNDS

97610.00

97610.00

DUPLIN COMMONS-DEBT SERVICE - 5701

30-5701-710 PRINCIPAL-DUPLIN COMMONS 158698.00

30-5701-720 INTEREST-DUPLIN COMMONS 419573.00

578271.00

REVENUES

COUNTY FUNDS 578271.00

578271.00

SCHOOL - DEBT SERVICE - 5900

30-5900-710	PRINCIPAL-SCHOOL 2002 COP	1195000.00
30-5900-720	INTEREST-SCHOOL 2002 COP	29875.00
30-5900-740	BANK CHARGES SCHOOL 2002 COP	2946.00

		1227821.00

REVENUES

30-3980-002	TRANSFER FROM SCH PLANNING	.00
30-3980-003	TRANSFER FROM SCH RESERVE	1227821.00
	COUNTY FUNDS	.00

		1227821.00

AIRPORT HANGARS LEASE/PURCHASE - 7510

30-7510-721 PRINCIPAL-GTP HANGER 7560.00

30-7510-722 INTEREST-GTP HANGER 44041.00

51601.00REVENUES

30-3980-004 TRANSFER FROM AIRPORT 51601.00

COUNTY FUNDS .00

51601.00

WATER FUND OPERATIONS - 3130

61-3130-510	COUNTY WATER CHARGES	-27000.00
61-3130-511	COUNTY TAP FEES	-1200.00
61-3130-513	WATER SALES TO DISTRICTS	.00
61-3130-810	SALES: WATER INVENTORY	-60000.00
61-3130-991	FUND BALANCE - COUNTY	.00
61-3131-510	ALB WATER CHARGEES	-170417.00
61-3131-511	ALB TAP FEES	-10000.00
61-3132-510	B WATER CHARGES	-347336.00
61-3132-511	B TAP FEES	-14000.00
61-3133-510	D WATER CHARGES	-445552.00
61-3133-511	D TAP FEES	-24000.00
61-3133-891	D ADM FEE-WALLACE SEWER(3%)	.00
61-3133-892	D ADM FEE-LOG CABIN SEWER(3%	.00
61-3133-893	D ADM FEE-HANOVER PLACE SEWE	.00
61-3134-510	E WATER CHARGES	-469238.00
61-3134-511	E TAP FEES	-27000.00
61-3134-891	E ADM FEE-FAISON SEWER(3%)	.00
61-3135-510	F WATER CHARGES	-641467.00
61-3135-511	F TAP FEES	-27000.00
61-3136-510	G WATER CHARGES	-364627.00
61-3136-511	G TAP FEES	-26000.00
61-3490-057	LOAN PMT FROM WATER D	.00
61-3710-410	ADMINISTRATION FEE	.00
61-3710-499	CASH OVER	.00
61-3831-000	INVESTMENT EARNINGS	.00

WATER FUND OPERATIONS - 3130

61-3835-820	SALES: FIXED ASSETS	.00
61-3839-000	MISCELLANEOUS	.00
61-3839-130	MISC-COUNTY WATER	.00
61-3839-850	INSURANCE SETTLEMENTS-COUNTY	.00
61-3840-000	RETURN CHECK FEE	.00
61-3991-000	FUND BALANCE	.00

		-2654837.00

WATER ADMINISTRATION - 4110

61-4110-121	SALARIES	484777.00
61-4110-127	CONTINGENCY-PERSONNEL	8094.00
61-4110-128	VACATION LEAVE	.00
61-4110-129	OPEB EXPENSE	.00
61-4110-181	SOCIAL SECURITY	37086.00
61-4110-182	RETIREMENT	34274.00
61-4110-183	HOSPITAL INSURANCE	102960.00
61-4110-185	UNEMPLOYMENT INSURANCE	.00
61-4110-186	WORKERS COMPENSATION INSURAN	19483.00
61-4110-199	PROFESSIONAL SERVICES	2900.00
61-4110-201	AUCTION FEES-GOVDEALS	500.00
61-4110-210	HOUSEKEEPING SUPPLIES	800.00
61-4110-212	UNIFORMS	1200.00
61-4110-239	PROGRAM SUPPLIES	6500.00
61-4110-249	VEHICLE SUPPLIES	1000.00
61-4110-250	VEHICLE GASOLINE	39000.00
61-4110-260	SUPPLIES	7775.00
61-4110-265	EXPENDIBLE CAPITAL	.00
61-4110-272	CREDIT CARD CHARGES	7800.00
61-4110-311	TRAVEL/TRAINING/MEALS	3000.00
61-4110-321	TELEPHONE	7500.00
61-4110-325	POSTAGE	27000.00
61-4110-330	UTILITIES	9600.00
61-4110-351	REPAIRS - BUILDING & GROUNDS	3500.00
61-4110-352	REPAIRS - EQUIPMENT	1100.00

WATER ADMINISTRATION - 4110

61-4110-353	REPAIRS - VEHICLE	9800.00
61-4110-391	ADVERTISING	500.00
61-4110-399	PERMITS	2800.00
61-4110-430	RENT	350.00
61-4110-450	INSURANCE	8000.00
61-4110-491	DUES	2500.00
61-4110-499	CASH SHORT	.00
61-4110-510	CAPITAL OUTLAY	.00

		829799.00

REVENUES

61-3710-410	ADMINISTRATION FEE	.00
61-3710-499	CASH OVER	.00
61-3835-820	SALES: FIXED ASSETS	.00
61-3840-000	RETURN CHECK FEE	.00
61-3991-000	FUND BALANCE	.00
	COUNTY FUNDS	829799.00

		829799.00

COUNTY WATER - 7130

61-7130-199	PROFESSIONAL SERVICES	4318.00
61-7130-270	PURCHASES - INVENTORY	60000.00
61-7130-271	WATER PURCHASE	.00
61-7130-295	CHEMICALS	1000.00
61-7130-330	UTILITIES	12250.00
61-7130-351	REPAIRS	8374.00
61-7130-450	INSURANCE	2200.00
61-7130-460	DEPRECIATION	.00
61-7130-482	ADMINISTRATION FEE	.00
61-7130-499	CASH SHORT	.00

		88142.00

REVENUES

61-3130-510	COUNTY WATER CHARGES	27000.00
61-3130-511	COUNTY TAP FEES	1200.00
61-3130-513	WATER SALES TO DISTRICTS	.00
61-3130-810	SALES: WATER INVENTORY	60000.00
61-3130-991	FUND BALANCE - COUNTY	.00
61-3490-057	LOAN PMT FROM WATER D	.00
61-3831-000	INVESTMENT EARNINGS	.00
61-3839-000	MISCELLANEOUS	.00
61-3839-130	MISC-COUNTY WATER	.00

61-3839-850	INSURANCE SETTLEMENTS-COUNTY	.00
	COUNTY FUNDS	-58.00
		<hr/>
		88142.00

ALBERTSON WATER - 7131

61-7131-199	PROFESSIONAL SERVICES	18000.00
61-7131-295	CHEMICALS	1800.00
61-7131-330	UTILITIES	17000.00
61-7131-351	REPAIRS	25000.00
61-7131-391	ADVERTISING	300.00
61-7131-399	PERMITS	860.00
61-7131-450	INSURANCE	4300.00
61-7131-460	DEPRECIATION	.00
61-7131-499	CASH SHORT	.00
61-7131-597	TRANS TO NC RURAL EDC-ALB PR	.00
61-7131-710	DEBT-PRINCIPAL	18406.00
61-7131-720	DEBT-INTEREST	4755.00

90421.00

REVENUES

61-3131-510	ALB WATER CHARGEES	170417.00
61-3131-511	ALB TAP FEES	10000.00

	COUNTY FUNDS	-89996.00
--	--------------	-----------

90421.00

B WATER

- 7132

61-7132-199	PROFESSIONAL SERVICES	22500.00
61-7132-295	CHEMICALS	2500.00
61-7132-330	UTILITIES	27600.00
61-7132-351	REPAIRS	49000.00
61-7132-391	ADVERTISING	500.00
61-7132-450	INSURANCE	4600.00
61-7132-460	DEPRECIATION	.00
61-7132-499	CASH SHORT	.00
61-7132-636	TRANSFER TO DEBT SERVICE	139028.00
61-7132-710	DEBT-PRINCIPAL	.00
61-7132-720	DEBT-INTEREST	.00
61-7132-750	AMORTIZATION EXPENSE	.00

245728.00

REVENUES

61-3132-510	B WATER CHARGES	347336.00
61-3132-511	B TAP FEES	14000.00
	COUNTY FUNDS	-115608.00

245728.00

D WATER

- 7133

61-7133-199	PROFESSIONAL SERVICES	13000.00
61-7133-295	CHEMICALS	1400.00
61-7133-330	UTILITIES	22500.00
61-7133-351	REPAIRS	23026.00
61-7133-391	ADVERTISING	.00
61-7133-450	INSURANCE	4024.00
61-7133-460	DEPRECIATION	.00
61-7133-499	CASH SHORT	.00
61-7133-636	TRANSFER TO DEBT SERVICE	252164.00
61-7133-710	DEBT-PRINCIPAL	23170.00
61-7133-720	DEBT-INTEREST	.00
61-7133-750	AMORTIZATION EXPENSE	.00

339284.00

REVENUES

61-3133-510	D WATER CHARGES	445552.00
61-3133-511	D TAP FEES	24000.00
61-3133-891	D ADM FEE-WALLACE SEWER(3%)	.00
61-3133-892	D ADM FEE-LOG CABIN SEWER(3%	.00
61-3133-893	D ADM FEE-HANOVER PLACE SEWE	.00

COUNTY FUNDS -130268.00

339284.00

E WATER - 7134

61-7134-199	PROFESSIONAL SERVICES	16500.00
61-7134-295	CHEMICALS	2900.00
61-7134-330	UTILITIES	13500.00
61-7134-351	REPAIRS	50935.00
61-7134-391	ADVERTISING	500.00
61-7134-399	PERMITS	.00
61-7134-450	INSURANCE	2000.00
61-7134-460	DEPRECIATION	.00
61-7134-499	CASH SHORT	.00
61-7134-636	TRANSFER TO DEBT SERVICE	238218.00
61-7134-710	DEBT-PRINCIPAL	.00
61-7134-720	DEBT-INTEREST	.00
61-7134-750	AMORTIZATION EXPENSE	.00

		324553.00

REVENUES

61-3134-510	E WATER CHARGES	469238.00
61-3134-511	E TAP FEES	27000.00
61-3134-891	E ADM FEE-FAISON SEWER (3%)	.00
	COUNTY FUNDS	-171685.00

		324553.00

F WATER

- 7135

61-7135-199	PROFESSIONAL SERVICES	21500.00
61-7135-295	CHEMICALS	1900.00
61-7135-330	UTILITIES	47000.00
61-7135-351	REPAIRS	61800.00
61-7135-391	ADVERTISING	500.00
61-7135-399	PERMITS	.00
61-7135-450	INSURANCE	4600.00
61-7135-460	DEPRECIATION	.00
61-7135-499	CASH SHORT	.00
61-7135-636	TRANSFER TO DEBT SERVICE	285327.00
61-7135-710	DEBT-PRINCIPAL	32010.00
61-7135-720	DEBT-INTEREST	4688.00
61-7135-750	AMORTIZATION EXPENSE	.00

459325.00

REVENUES

61-3135-510	F WATER CHARGES	641467.00
61-3135-511	F TAP FEES	27000.00
	COUNTY FUNDS	-209142.00

459325.00

G WATER

- 7136

61-7136-199	PROFESSIONAL SERVICES	16000.00
61-7136-295	CHEMICALS	3500.00
61-7136-330	UTILITIES	23500.00
61-7136-351	REPAIRS	42504.00
61-7136-391	ADVERTISING	500.00
61-7136-399	PERMITS	.00
61-7136-450	INSURANCE	3335.00
61-7136-460	DEPRECIATION	.00
61-7136-499	CASH SHORT	.00
61-7136-636	TRANSFER TO DEBT SERVICE	188246.00
61-7136-710	DEBT-PRINCIPAL	.00
61-7136-712	DEBT-INTEREST	.00
61-7136-750	AMORTIZATION EXPENSE	.00

277585.00

REVENUES

61-3136-510	G WATER CHARGES	364627.00
61-3136-511	G TAP FEES	26000.00
	COUNTY FUNDS	-113042.00
		<hr/> 277585.00

WATER DEBT SERVICE-2012 LOB - 3831

62-3831-714 INTEREST-BB&T 2012 LOB .00

62-3980-000 TRANSFER FROM WATER DISTRICT -1102983.00

-1102983.00

2012 LIMITED OBLIGATION BONDS - 7130

62-7130-710	PRINCIPAL-2012 LOB	510000.00
62-7130-720	INTEREST-2012 LOB	589983.00
62-7130-740	BANK CHARGES-2012 LOB	3000.00

		1102983.00

REVENUES

62-3831-714	INTEREST-BB&T 2012 LOB	.00
62-3980-000	TRANSFER FROM WATER DISTRICT	1102983.00
	COUNTY FUNDS	.00

		1102983.00

TRANSPORTATION - 5601

64-5601-121	SALARIES	359777.00
64-5601-128	VACATION LEAVE	.00
64-5601-129	OPEB EXPENSE	.00
64-5601-181	SOCIAL SECURITY	27523.00
64-5601-182	RETIREMENT	23420.00
64-5601-183	HOSPITAL INSURANCE	47520.00
64-5601-185	UNEMPLOYMENT INSURANCE	.00
64-5601-186	WORKERS COMPENSATION INSURAN	21042.00
64-5601-190	INDIRECT COST	.00
64-5601-199	PROFESSIONAL SERVICES	1200.00
64-5601-201	AUCTION FEE-GOVDEALS/E-BAY	200.00
64-5601-210	HOUSEKEEPING	650.00
64-5601-249	VEHICLE SUPPLIES	4350.00
64-5601-250	VEHICLE GASOLINE	168206.00
64-5601-260	OFFICE SUPPLIES	1500.00
64-5601-261	COMPUTER SUPPLIES	1750.00
64-5601-265	EXPENDABLE CAPITAL	975.00
64-5601-310	TRAINING	1500.00
64-5601-311	TRAVEL	3000.00
64-5601-321	TELEPHONE	4000.00
64-5601-325	POSTAGE	200.00
64-5601-330	UTILITIES	3000.00
64-5601-341	PRINTING	150.00
64-5601-351	REPAIRS - BUILDING & GROUNDS	400.00
64-5601-352	REPAIRS - EQUIPMENT	3100.00

TRANSPORTATION - 5601

64-5601-353	REPAIRS - VEHICLE	47000.00
64-5601-371	MARKETING	3741.00
64-5601-372	PROMOTIONAL ITEMS	500.00
64-5601-381	COMPUTER SERVICES	3875.00
64-5601-391	LEGAL ADVERTISING	500.00
64-5601-399	ECCOG HOST SERVICES	5000.00
64-5601-430	RENT	450.00
64-5601-450	INSURANCE	18000.00
64-5601-460	DEPRECIATION	.00
64-5601-491	DUES & SUBSCRIPTIONS	575.00
64-5601-499	MAINTENANCE CONTRACT-MDC/AVL	4457.00
64-5601-510	CAPITAL OUTLAY	194076.00

951637.00

REVENUES

64-1171-000	INVESTMENT-TRUST	.00
64-3332-361	STATE-DEPT OF TRANSPORTATION	353480.00
64-3332-601	FARES-RGP	.00
64-3332-602	AGENCY PURCHASED SERVICES	473157.00
64-3332-604	FARES-WORKFIRST	.00
64-3334-360	STATE-DOT-WORKFIRST	.00
64-3335-360	STATE-DOT-RGP	.00
64-3831-000	INTEREST EARNED	.00
64-3835-820	SALES: FIXED ASSETS	.00

64-3839-000	MISCELLANEOUS		.00
64-3839-852	INSURANCE SETTLEMENT-VEHICLE		.00
64-3840-000	RETURNED CHECK FEES		.00
64-3981-010	TRANSFER FROM GENERAL FUND	125000.00	
64-3991-991	FUND BALANCE		.00
	COUNTY FUNDS		.00
			<hr/>
			951637.00

64-5601-510	\$56,500.00	20 ft. vehicle with wheel chair
	\$62,260.00	22 ft. vehicle with wheel chair
	\$43,500.00	mini van
	\$29,316.00	MDT's, MDS's, AVL - tablets
	\$2,500.00	computers - laptop desk
64-5601-265	\$975.00	2 Chairs - \$450.00
		lettering vehicle - \$525.00

AIRPORT COMMISSION FUND - 7510

65-7510-121	SALARIES	134499.00
65-7510-128	VACATION LEAVE	.00
65-7510-129	OPEB EXPENSE	.00
65-7510-170	BOARD EXPENSE	700.00
65-7510-181	SOCIAL SECURITY	10290.00
65-7510-182	RETIREMENT	9510.00
65-7510-183	HOSPITAL INSURANCE	23760.00
65-7510-185	UNEMPLOYMENT INSURANCE	.00
65-7510-186	WORKERS COMPENSATION INSURAN	8635.00
65-7510-199	PROFESSIONAL SERVICES	3926.00
65-7510-201	AUCTION FEES-GOVDEALS	.00
65-7510-210	HOUSEKEEPING SUPPLIES	800.00
65-7510-212	UNIFORMS	240.00
65-7510-249	VEHICLE SUPPLIES	.00
65-7510-250	VEHICLE GASOLINE	3000.00
65-7510-260	SUPPLIES	1500.00
65-7510-270	PURCHASE-COMMODITIES/CONCESS	240.00
65-7510-271	PURCHASES - FUEL & OIL	321300.00
65-7510-272	CREDIT CARD CHARGES	2745.00
65-7510-273	SALES TAX	25025.00
65-7510-298	PROGRAM SUPPLIES	1500.00
65-7510-311	TRAVEL/TRAINING/MEALS	925.00
65-7510-321	TELEPHONE	3250.00
65-7510-325	POSTAGE	300.00
65-7510-330	UTILITIES	15000.00

AIRPORT COMMISSION FUND - 7510

65-7510-351	REPAIRS - BUILDING & GROUNDS	4000.00
65-7510-352	REPAIRS - EQUIPMENT	10500.00
65-7510-353	REPAIRS - VEHICLE	1000.00
65-7510-391	ADVERTISING	500.00
65-7510-398	GROUNDS MAINTENANCE	1500.00
65-7510-430	RENT	1050.00
65-7510-450	INSURANCE	23000.00
65-7510-460	DEPRECIATION	.00
65-7510-491	DUES & SUBSCRIPTIONS	800.00
65-7510-510	CAPITAL OUTLAY	.00
65-7510-635	REIMB TO COUNTY FOR CORP HAN	2283.00
65-7510-636	CONTRIBUTION TO DEBT SERVICE	51601.00
65-7510-980	PROJECT	16667.00

		680046.00

REVENUES

65-3453-510	SALES: FUEL & OIL	380800.00
65-3453-511	SALES: AIRPORT VENDING	300.00
65-3453-512	CALL OUT FEES	600.00
65-3453-513	RAMP FEES	200.00
65-3453-514	FARM LAND LEASE	4432.00
65-3831-000	INTEREST EARNED ON INVESTMEN	.00
65-3834-000	HANGAR RENT	105100.00
65-3835-820	SALES: FIXED ASSETS	.00

65-3839-000	MISCELLANEOUS	1000.00
65-3839-850	INSURANCE SETTLEMENTS	.00
65-3987-010	TRANSFER FROM GENERAL FUND	187614.00
65-3991-991	FUND BALANCE	.00
	COUNTY FUNDS	.00
		<hr/>
		680046.00

SOLID WASTE FUND

- 3275

66-3275-000	STATE-TIRE DISPOSAL TAX	-68000.00
66-3275-370	STATE-TIRE DISPOSAL GRANT	-10000.00
66-3276-000	STATE-WHITE GOODS DISPOSAL T	-13500.00
66-3710-410	RURAL AVAILABILITY/DISPOSAL	-1530000.00
66-3710-415	COLLECTION SITE COSTS/WHITE	-34000.00
66-3710-510	INDUSTRIAL HAULS	-52000.00
66-3710-581	CITATION FEE	.00
66-3711-354	RENTAL BOX FEES	-24500.00
66-3711-510	TIPPING FEES	-1000000.00
66-3711-511	RUBBLE FEE	-15000.00
66-3713-410	EQUIPMENT USAGE FOR WHITE GO	-6300.00
66-3713-810	SALE OF RECYCLABLES	-70000.00
66-3714-360	STATE-SOLID WASTE DISPOSAL T	-24000.00
66-3715-410	SALE OF WHITE GOODS & SCRAP	-7000.00
66-3831-000	INTEREST	-2000.00
66-3831-001	INTEREST-RESTR. ENVIRON ISSU	.00
66-3835-820	SALES: FIXED ASSETS	.00
66-3839-000	MISCELLANEOUS	.00
66-3839-850	INSURANCE SETTLEMENTS	.00
66-3840-000	RETURNED CHECK FEE	.00
66-3991-000	FUND BALANCE	-249232.00

		-3105532.00

SOLID WASTE COLLECTION - 4710

66-4710-121	SALARIES	678756.00
66-4710-128	VACATION LEAVE	.00
66-4710-129	OPEB EXPENSE	.00
66-4710-181	SOCIAL SECURITY	51925.00
66-4710-182	RETIREMENT	47975.00
66-4710-183	HOSPITAL INSURANCE	77930.00
66-4710-185	UNEMPLOYMENT INSURANCE	.00
66-4710-186	WORKERS COMPENSATION INSURAN	43456.00
66-4710-199	PROFESSIONAL SERVICES	5400.00
66-4710-201	AUCTION FEES-GOVDEALS	.00
66-4710-210	HOUSEKEEPING SUPPLIES	2000.00
66-4710-212	UNIFORMS	4600.00
66-4710-249	VEHICLE SUPPLIES	600.00
66-4710-250	VEHICLE GASOLINE	86854.00
66-4710-260	SUPPLIES	1000.00
66-4710-298	PROGRAM SUPPLIES	2700.00
66-4710-311	TRAVEL/TRAINING/MEALS	100.00
66-4710-321	TELEPHONE	8000.00
66-4710-325	POSTAGE	400.00
66-4710-330	UTILITIES	35000.00
66-4710-351	R&M - BUILDINGS AND GROUNDS	4500.00
66-4710-352	REPAIRS - EQUIPMENT	5000.00
66-4710-353	REPAIRS - VEHICLE	45000.00
66-4710-354	REPAIRS - COLLECTION SITES	19500.00
66-4710-355	REPAIRS-INDUSTRIAL RENTAL BO	2500.00

SOLID WASTE COLLECTION - 4710

66-4710-391	ADVERTISING	200.00
66-4710-399	SITE TIPPING FEES TO DISPOSA	325000.00
66-4710-430	RENT	200.00
66-4710-450	INSURANCE	12000.00
66-4710-460	DEPRECIATION	.00
66-4710-480	ADM FEES-TAX OFFICE	41500.00

		1502096.00

REVENUES

66-3710-410	RURAL AVAILABILITY/DISPOSAL	1530000.00
66-3710-415	COLLECTION SITE COSTS/WHITE	34000.00
66-3831-000	INTEREST	2000.00
66-3831-001	INTEREST-RESTR. ENVIRON ISSU	.00
66-3839-000	MISCELLANEOUS	.00
66-3839-850	INSURANCE SETTLEMENTS	.00
	COUNTY FUNDS	-63904.00

		1502096.00

SOLID WASTE DISPOSAL - 4711

66-4711-121	SALARIES	120620.00
66-4711-128	VACATION LEAVE	.00
66-4711-181	SOCIAL SECURITY	9228.00
66-4711-182	RETIREMENT	8528.00
66-4711-183	HOSPITAL INSURANCE	31680.00
66-4711-185	UNEMPLOYMENT INSURANCE	.00
66-4711-186	WORKERS COMPENSATION INSURAN	14620.00
66-4711-199	PROFESSIONAL FEES	4500.00
66-4711-201	AUCTION FEES-GOVDEALS	.00
66-4711-210	HOUSEKEEPING SUPPLIES	2000.00
66-4711-212	UNIFORMS	3600.00
66-4711-249	VEHICLE SUPPLIES	800.00
66-4711-250	VEHICLE GASOLINE	72120.00
66-4711-260	SUPPLIES	700.00
66-4711-298	PROGRAM SUPPLIES	5000.00
66-4711-311	TRAVEL/TRAINING/MEALS	1000.00
66-4711-321	TELEPHONE	1000.00
66-4711-325	POSTAGE	300.00
66-4711-330	UTILITIES	9000.00
66-4711-351	R&M - BUILDINGS AND GROUNDS	5000.00
66-4711-352	REPAIRS - EQUIPMENT	55000.00
66-4711-353	REPAIRS - VEHICLE	40000.00
66-4711-354	REPAIRS - RENTAL BOXES	500.00
66-4711-356	REPAIRS - TRANSFER STATION	2000.00
66-4711-399	PERMITS	4000.00

SOLID WASTE DISPOSAL - 4711

66-4711-430	RENT	450.00
66-4711-450	INSURANCE	12000.00
66-4711-460	DEPRECIATION	.00
66-4711-491	DUES & SUBSCRIPTIONS	600.00
66-4711-498	TIPPING FEE CONTRACT	800000.00
66-4711-510	CAPITAL OUTLAY	.00
66-4711-798	CLOSURE OF LANDFILL - MAINTENANCE	2000.00

		1206246.00

REVENUES

66-3710-510	INDUSTRIAL HAULS	52000.00
66-3710-581	CITATION FEE	.00
66-3711-354	RENTAL BOX FEES	24500.00
66-3711-510	TIPPING FEES	1000000.00
66-3711-511	RUBBLE FEE	15000.00
66-3714-360	STATE-SOLID WASTE DISPOSAL T	24000.00
66-3840-000	RETURNED CHECK FEE	.00
	COUNTY FUNDS	90746.00

		1206246.00

SOLID WASTE TIRE COLLECTION - 4712

66-4712-121	SALARIES	3200.00
66-4712-181	SOCIAL SECURITY	250.00
66-4712-182	RETIREMENT	225.00
66-4712-183	HOSPITAL INSURANCE	925.00
66-4712-185	UNEMPLOYMENT INSURANCE	.00
66-4712-186	WORKERS COMPENSATION INSURAN	32.00
66-4712-260	SUPPLIES	50.00
66-4712-351	REPAIRS	500.00
66-4712-497	CONTRACTED HAULING	80000.00

		85182.00

REVENUES

66-3275-000	STATE-TIRE DISPOSAL TAX	68000.00
66-3275-370	STATE-TIRE DISPOSAL GRANT	10000.00
	COUNTY FUNDS	7182.00

		85182.00

SOLID WASTE RECYCLING - 4713

66-4713-121	SALARIES	122293.00
66-4713-128	VACATION LEAVE	.00
66-4713-181	SOCIAL SECURITY	9356.00
66-4713-182	RETIREMENT	8647.00
66-4713-183	HOSPITAL INSURANCE	23760.00
66-4713-185	UNEMPLOYMENT INSURANCE	.00
66-4713-186	WORKERS COMPENSATION INSURAN	14822.00
66-4713-201	AUCTION FEES-GOVDEALS	.00
66-4713-212	UNIFORMS	2300.00
66-4713-249	VEHICLE SUPPLIES	500.00
66-4713-250	VEHICLE GASOLINE	30840.00
66-4713-260	SUPPLIES	500.00
66-4713-298	PROGRAM SUPPLIES	6200.00
66-4713-321	TELEPHONE	700.00
66-4713-325	POSTAGE	200.00
66-4713-330	UTILITIES	7100.00
66-4713-351	R&M - BUIDINGS & GROUNDS	3000.00
66-4713-352	REPAIRS - EQUIPMENT	5000.00
66-4713-353	REPAIRS - VEHICLE	15000.00
66-4713-391	ADVERTISING	.00
66-4713-430	RENT	50.00
66-4713-450	INSURANCE	5000.00
66-4713-460	DEPRECIATION	.00

		255268.00

REVENUES

66-3713-410	EQUIPMENT USAGE FOR WHITE GO	6300.00
66-3713-810	SALE OF RECYCLABLES	70000.00
	COUNTY FUNDS	178968.00
		<hr/>
		255268.00

SOLID WASTE WHITE GOODS DISPOS - 4715

66-4715-121	SALARIES	2500.00
66-4715-126	COLLECTION SITE COSTS	34000.00
66-4715-181	SOCIAL SECURITY	185.00
66-4715-182	RETIREMENT	190.00
66-4715-183	HOSPITAL INSURANCE	345.00
66-4715-185	UNEMPLOYMENT INSURANCE	.00
66-4715-186	WORKERS COMPENSATION INSURAN	270.00
66-4715-198	EQUIPMENT USAGE	6300.00
66-4715-212	UNIFORMS	350.00
66-4715-250	VEHICLE GASOLINE	7300.00
66-4715-298	PROGRAM SUPPLIES	.00
66-4715-321	TELEPHONE-COLLECTION SITE PO	150.00
66-4715-353	REPAIRS - VEHICLE	5000.00
66-4715-450	INSURANCE	150.00
66-4715-460	DEPRECIATION	.00

		56740.00
REVENUES		

66-3276-000	STATE-WHITE GOODS DISPOSAL T	13500.00
66-3715-410	SALE OF WHITE GOODS & SCRAP	7000.00
	COUNTY FUNDS	36240.00

		56740.00